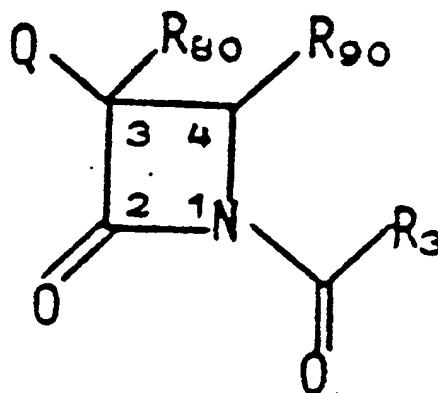




INTERNATIONAL APPLICATION PUBLISHED UNDER THE PATENT COOPERATION TREATY (PCT)

(51) International Patent Classification ⁴ : C07D 205/08, 205/10, 205/12 C07D 403/06, 405/06 // A61K 31/395	A1	(11) International Publication Number: WO 87/ 04429 (43) International Publication Date: 30 July 1987 (30.07.87)
<p>(21) International Application Number: PCT/US87/00023</p> <p>(22) International Filing Date: 12 January 1987 (12.01.87)</p> <p>(31) Priority Application Number: 821,676</p> <p>(32) Priority Date: 23 January 1986 (23.01.86)</p> <p>(33) Priority Country: US</p> <p>(60) Parent Application or Grant (63) Related by Continuation US 821,676 (CIP) Filed on 23 January 1986 (23.01.86)</p> <p>(71) Applicant (for all designated States except US): THE UPJOHN COMPANY [US/US]; 301 Henrietta Street, Kalamazoo, MI 49001 (US).</p>	<p>(72) Inventor; and (75) Inventor/Applicant (for US only) : BRICKNER, Steven, J. [US/US]; 1304 Dogwood, Portage, MI 49002 (US).</p> <p>(74) Agent: COX, Martha, A.; Patent Law Department, The Upjohn Company, Kalamazoo, MI 49001 (US).</p> <p>(81) Designated States: AT (European patent), AU, BE (European patent), CH (European patent), DE (European patent), DK, FI, FR (European patent), GB (European patent), IT (European patent), JP, KR, LU (European patent), NL (European patent), NO, SE (European patent), US.</p> <p>Published With international search report.</p>	

(54) Title: ANTIMICROBIAL N-ACYL-2-AZETIDINONES



(57) Abstract

Novel compositions of matter and processes for their preparation. Particularly, the present invention relates to novel monocyclic β -lactams of formula (I), having a carbonyl group, other than a negatively charged group, attached to the N-1 position. These compounds are useful as antimicrobial agents or as intermediates thereto. The present invention also provides a novel process for making these compounds which utilizes palladium (O)-catalyzed carbonylation of an appropriate 2-bromo-1-propen-3-yl amine and novel intermediates prepared by this process.

FOR THE PURPOSES OF INFORMATION ONLY

Codes used to identify States party to the PCT on the front pages of pamphlets publishing international applications under the PCT.

AT	Austria	FR	France	ML	Mali
AU	Australia	GA	Gabon	MR	Mauritania
BB	Barbados	GB	United Kingdom	MW	Malawi
BE	Belgium	HU	Hungary	NL	Netherlands
BG	Bulgaria	IT	Italy	NO	Norway
BJ	Benin	JP	Japan	RO	Romania
BR	Brazil	KP	Democratic People's Republic of Korea	SD	Sudan
CF	Central African Republic	KR	Republic of Korea	SE	Sweden
CG	Congo	LI	Liechtenstein	SN	Senegal
CH	Switzerland	LK	Sri Lanka	SU	Soviet Union
CM	Cameroon	LU	Luxembourg	TD	Chad
DE	Germany, Federal Republic of	MC	Monaco	TG	Togo
DK	Denmark	MG	Madagascar	US	United States of America
FI	Finland				

ANTIMICROBIAL N-ACYL-2-AZETIDINONES

BACKGROUND OF THE INVENTION

The present invention provides novel compositions of matter and processes for their preparation. Particularly, the present invention relates to novel monocyclic β -lactams having a carbonyl group, other than a negatively charged group, attached to the N-1 position. These compounds lack a negatively charged group on the N-1 substituent. These compounds are useful as antimicrobial agents or as intermediates thereto. The present invention also provides novel intermediates prepared by palladium (0)-catalyzed carbonylation of an appropriate 2-bromo-1-propen-3-yl amine.

The interest in monocyclic β -lactams as therapeutically useful antibacterial agents has arisen only within the past decade. This interest has increased with the discovery of the nocardicins, M. Hashimoto, T. Komari and T. Kamiya, *J. Amer. Chem. Soc.*, 98:3023 (1976), and more recently, the monobactams, A. Imada et al., *Nature*, 289:590 (1981); R.B. Sykes et al., *Nature*, 291:489 (1981); C.M. Cimarusti and R.B. Sykes, *Chem. Britain*, 1983:302. The early synthetic work of A.K. Bose et al., *J. Med. Chem.*, 17:541 (1974), predated these findings in providing the first examples of synthetic monocyclic β -lactams that exhibited some antibacterial activity.

The past several years have also witnessed the advent of a number of structurally diverse, "non-classical" bicyclic β -lactams, both synthetic in origin and naturally-occurring. These bear no α -amido function on the β -lactam ring, yet some exhibit high antibacterial inhibitory activity. The members include the thienamycins, G. Albers-Schonberg et al., *J. Amer. Chem. Soc.*, 100:6491 (1978), and related carbapenems, the asparenomycons, European published applications 17246 and 30719; J. Shoji et al., *J. Antibiotics*, 35:15 (1982); and S. Tanabe et al., *J. Antibiotics* 35:1237 (1982); northienamycins, U.S. Patent 4,247,640 (1981), and carpetimycin A, M. Nakayama et al., *J. Antibiotics*, 33:1388 (1980); and synthetic penicillin derivatives, J.C. Sheehan and Y.S. Lo, *J. Org. Chem.*, 38:3227 (1973); Y.S. Lo and J.C. Sheehan, *J. Amer. Chem. Soc.*, 94:8253 (1972).

The asparenomycons and SF-2103B (Suppl. Index of Antibiot. from Actinomycetes (1985) 85-26) are the only naturally-occurring α -alkylidene β -lactams yet reported.

One of the recently reported asparenomycin antibiotics is dihydroasparenomycin 6643-X. S. Tanabe et al., J. Antibiotics, 35:1237 (1982). Members of this class exhibit good in vitro activity against a number of Gram-positive and Gram-negative bacteria, including β -lactamase producers. S. Tanabe et al., J. Antibiotics, 35:1237 (1982); Y. Kimura et al., J. Antibiotics, 35:32 (1982). Recently, a synthetic 6-acetylmethylene penicillanic acid (RO 15-1903) has been reported to be a powerful inhibitor of various β -lactamases. M. Arisawa and R.L. Then, J. Antibiotics, 35:1578 (1982).

The literature reveals several synthetic processes for the construction of α -methylene β -lactams but which hold little or no promise for stereochemical control of olefinic geometry at the C-3 position. These include: sulphoxide, T. Minami, M. Ishida and T. Agawa, J. Chem.Soc.Chem. Comm., 12 (1978), and selenoxide eliminations, T. Agawa, M. Ishida and Ohshiro, Synthesis, 1980:933; P.J. Giddings, D.I. John and E.J. Thomas, Tetrahedron Lett., 21:395 (1980); aldol condensation of ketones with the lithium enolates of 3-trimethylsilylazetid-2-ones, S. Kano et al., Synthesis, 1978:746; phase-transfer-catalyzed cyclization of 3-bromo-2-bromomethylpropionamides, S.R. Fletcher and I.T. Kay, J. Chem. Soc. Chem. Comm., 1978:903; [2+2]-cycloadditions of allenes with chlorosulfonyl isocyanate, E.J. Moriconi and J.F. Kelley, J. Org.Chem., 33:3036 (1968); E.J. Moriconi and J.F. Kelley, J. Amer. Chem.Soc., 88:3657 (1966); J.D. Buynak et al., Tetrahedron Lett., 26:5001 (1985); J.D. Buynak, J. Org. Chem., 50:425 (1985); and the α -keto amide benzenesulphonylhydrazone work of R.M. Adlington, A.G.M. Barrett, P. Quayle and A. Walker, Journal Chem. Soc. Chem. Comm., 1981:404.

6-Methoxymethylenepenicillanic acid is reported by D.G. Brenner, J. Org. Chem., 50:18 (1985).

INFORMATION DISCLOSURE

M. Mori et al., Tetrahedron, 41:375-385 (1985), describes a new synthesis of β -lactams. This method was applied to the synthesis of N-substituted- α -methylene- β -lactams from the corresponding 2-bromo-2-propenylamine, a secondary amine, and uses a catalytic amount of Pd(OAc)₂ or Pd(acac)₂ and PPh₃ under 1-4 atmospheres pressure of carbon monoxide. In K. Chiba, M. Mori and Y. Ban, Tetrahedron, 41:387-392 (1985), the method for the synthesis of α -methylene- β -lac-

tams was extended to the synthesis of (\pm)-3-aminonocardicinic acid. See also M. Okita et al., Heterocycles, 23:247 (1985); M. Mori et al., Heterocycles, 23:317 (1985).

M. Mori, K. Chiba, M. Okita and Y. Ban, J. Chem. Soc. Chem. Comm., 1979:698, describes the synthesis of α -alkylidene 2-azetidines using palladium-catalyzed carbonylation of an allylic amine-vinyl bromide, and has applied it to a synthesis of 3-aminonocardicinic acid, K. Chiba, M. Mori and Y. Ban, J. Chem. Soc. Chem. Comm., 1980:770. This process has demonstrated the stereospecificity of the carbonylation reaction in the α -benzylidene cases. All of the examples reported therein utilize allylic secondary amines, giving β -lactams with the nitrogen substituted by an alkyl or benzyl group.

2-Azetidinones substituted on the ring nitrogen atom by ((substituted-sulfonyl)amino)carbonyl are reported in Derwent Abstract 90720E of European published application (EP) 62876, which is based on U.S. application 252,672 filed 4-9-81. Other azetidinone derivatives are disclosed in Derwent Abstracts 85-100569 (EP 138,407, U.S. application serial numbers 599,841 (filed 4-13-84) and 538,719) and 85-100135 (West German published application 3,435,998, U.S. application serial number 538,720 (filed 10-3-83)).

Derwent Abstract 85-018443 of Merck U.S. Patent 4,491,580 discloses 2-aza-bicyclo(2.1.0)pentan-3-one carboxylic acids, salts and esters which are useful as antibiotics for pharmaceutical and disinfectant purposes.

SUMMARY OF THE INVENTION

The present invention particularly provides:

A compound of the formula I

wherein Q is

- 1) hydrogen, or
- 2) $-C(R_0)(R_1)(R_{70})$;

wherein R_{70} and R_{80} are each hydrogen or wherein R_{70} and R_{80} taken together are a double bond;

wherein R_{90} is

- 1) hydrogen,
- 2) (C1-C12)alkyl,
- 3) (C2-C12)alkenyl,
- 4) (C2-C12)alkynyl,
- 5) $-CH_2-(C2-C12)alkenyl$, or

6) phenyl;

or wherein R_{80} and R_{90} taken together, with the carbon atoms to which they are attached, are

- 1) (C4-C8)cycloalkyl,
- 5 2) (C4-C8)cycloalkenyl, or
- 3) cyclobutyl or cyclobutenyl substituted by (C1-C8)alkyl;
- 4) cyclopentyl or cyclopentenyl substituted by
 - (i) -CHO,
 - (ii) -CH₂Br,
 - 10 (iii) -CH₂OC(O)R₃, or
 - (iv) -CH₂OC(O)R₃;

provided that when R_{80} and R_{90} are taken together, Q is hydrogen;

provided that R_{80} , R_{90} and Q cannot all be hydrogen;

wherein R_0 and R_1 are the same or different and are:

- 15 1) hydrogen,
- 2) (C1-C12) alkyl substituted by zero, one or two R_2 ,
- 3) (C1-C12) alkyl substituted on the carbon atom of attachment by $R_{15}NH-$, $R_5CO-N(R_{19})-$ or $R_{15}N(CO-R_5)-$,
- 4) (C2-C12) alkenyl,
- 20 5) (C2-C12) alkynyl,
- 6) (C3-C12) cycloalkyl substituted by zero, one or two R_2 ,
- 7) (C3-C12) cycloalkyl substituted on the carbon atom of attachment by $R_{15}NH-$, $R_5CO-N(R_{19})-$ or $R_{15}N(CO-R_5)-$,
- 8) (C3-C12) cycloalkyl-(C1-C6) alkyl substituted by zero, one
- 25 or two R_2 ,
- 9) (C3-C12) cycloalkyl-(C1-C6) alkyl substituted on the carbon atom of attachment by $R_{15}NH-$, $R_5CO-N(R_{19})-$ or $R_{15}N(CO-R_5)-$,
- 10) R_{11} ,
- 11) R_{11} -(C1-C6) alkyl,
- 30 12) R_{11} -(C2-C6) alkenyl,
- 13) R_{11} -(C2-C6) alkynyl,
- 14) R_{13} ,
- 15) R_{13} -(C1-C6) alkyl,
- 16) R_{13} -(C2-C6) alkenyl, or
- 35 17) R_{13} -(C2-C6) alkynyl;

or wherein R_0 and R_1 are taken together with the carbon atom to which they are bonded to form:

- 1) (C3-C12) cycloalkyl substituted by zero, one or two R_{32} , or

2) (C4-C12) cycloalkenyl;

provided that R_0 and/or R_1 contains an alkynyl group only when R_{70} and R_{80} taken together are a double bond; and

provided that the carbon atom of attachment of alkenyl or alkynyl to oxygen of alkenyl-O- or alkynyl-O- groups is not also part of a carbon-carbon double or triple bond;

wherein R_2 is:

- 1) $R_{16}O-$,
- 2) $R_{10}O-$,
- 10 3) $R_{10}(CH_2)_mS(CH_2)_n-$,
- 4) R_5CO-O- ,
- 5) N_3 ,
- 6) 4,5-dihydro-4-(R_6)-5-(R_7)-1H-1,2,3-triazol-1-yl,
- 7) 4-(R_6)-5-(R_7)-1H-1,2,3-triazol-1-yl,
- 15 8) $R_8CO-NH-$,
- 9) $R_3CO-NH-$,
- 10) fluorine,
- 11) chlorine, or
- 12) bromine;

20 provided that R_2 is N_3 or 4,5-dihydro-4-(R_6)-5-(R_7)-1H-1,2,3-triazol-1-yl only when R_{70} and R_{80} taken together are a double bond; and provided that R_2 is hydroxy (i.e., R_2 is $R_{10}O$ wherein R_{10} is hydrogen) only when R_{70} and R_{80} taken together are a double bond; and R_2 is a substituent on R_1 ; and

25 provided that R_{32} is hydroxy (i.e., R_{32} is $R_{10}O$ wherein R_{10} is hydrogen) only when R_{70} and R_{80} taken together are a double bond; wherein m is an integer zero, one, two, three or four; wherein n is an integer zero, one, two, three or four;

wherein R_3 is:

- 30 1) hydrogen,
- 2) (C1-C12) alkyl substituted by zero, one or two R_{22} ,
- 3) (C2-C12) alkenyl,
- 4) (C2-C12) alkynyl,
- 5) (C3-C12) cycloalkyl substituted by zero, one or two R_{22} ,
- 35 6) (C3-C12) cycloalkyl-(C1-C6) alkyl substituted by zero, one or two R_{22} ,
- 7) R_{11} ,
- 8) R_{11} -(C1-C6) alkyl,

- 9) R_{11} -(C2-C6) alkenyl,
 10) R_{11} -(C2-C6) alkynyl,
 11) R_{13} ,
 12) R_{13} -(C1-C6) alkyl,
 5 13) R_{13} -(C2-C6) alkenyl,
 14) R_{13} -(C2-C6) alkynyl,
 15) $R_{14}O-$,
 16) R_4NH- ,
 17) $R_4N(CH_3)-$,
 10 18) an α -amino acid moiety (N^R-R_{34})- R_{35} - wherein R_{34} is (C1-C12) alkanoyl and R_{35} is defined so that $R_{35}-CO-$ is an α -amino acid acyl group selecting from the group consisting of glycyl, alanyl, valyl, leucyl, isoleucyl, phenylalanyl, $O-R_{34}$ -seryl, $O-R_{34}$ -threonyl, N^C-R_{34} -lysyl, asparagyl, glutamyl, $S-R_{34}$ -cysteinyl, methionyl, $O-R_{34}$ -
 15 tyrosyl, $N^{im}-R_{34}$ -tryptophyl, and $N^{im}-R_{34}$ -histidyl; or
 19) an α -amino acid moiety R_{36} - wherein R_{36} is defined so that $R_{36}-CO-$ is prolyl or 4- $R_{34}O$ -prolyl and R_{34} is as defined above;
 wherein R_4 is:
 1) (C1-C4) alkyl,
 20 2) phenyl, or
 3) (C1-C4) alkyl-NHSO₂-;
 wherein R_5 is:
 1) hydrogen,
 2) (C1-C12) alkyl substituted by zero, one or two R_{22} ,
 25 3) (C2-C12) alkenyl,
 4) (C2-C12) alkynyl,
 5) (C3-C12) cycloalkyl substituted by zero, one or two R_{22} ,
 6) (C3-C12) cycloalkyl-(C1-C6) alkyl substituted by zero, one
 or two R_{22} ,
 30 7) R_{11} ,
 8) R_{11} -(C1-C6) alkyl,
 9) R_{11} -(C2-C6) alkenyl,
 10) R_{11} -(C2-C6) alkynyl,
 11) R_{13} ,
 35 12) R_{13} -(C1-C6) alkyl,
 13) R_{13} -(C2-C6) alkenyl,
 14) R_{13} -(C2-C6) alkynyl,
 15) $R_{14}O-$,

16) R_4NH- ,

17) $R_4N(CH_3)-$,

18) an α -amino acid moiety (N^x-R_{34})- R_{35} - wherein R_{34} is (C1-C12) alkanoyl and R_{35} is defined so that $R_{35}-CO-$ is an α -amino acid acyl group selected from the group consisting of glycyl, alanyl, valyl, leucyl, isoleucyl, phenylalanyl, O- R_{34} -seryl, O- R_{34} -threonyl, N^c- R_{34} -lysyl, asparagyl, glutamyl, S- R_{34} -cysteinyl, methionyl, O- R_{34} -tyrosyl, N^{1a}- R_{34} -tryptophyl, and N^{1m}- R_{34} -histidyl; or

19) an α -amino acid moiety R_{36} - wherein R_{36} is defined so that $R_{36}-CO-$ is prolyl or 4- R_{34} O-prolyl and R_{34} is as defined above; wherein R_6 and R_7 are the same or different and are:

1) hydrogen,

2) (C1-C4) alkyl,

3) (C1-C4) alkyloxy-C(=O)-,

4) $(R_{29})_2NC(=O)-$, or

5) $(R_{24})(R_{25})(R_{26})Si-$;

wherein R_8 is:

1) hydrogen,

2) (C1-C12) alkyl substituted by zero, one or two R_{20} ,

3) (C3-C12) cycloalkyl substituted by zero, one or two R_{20} .

4) (C3-C12) cycloalkyl-(C1-C6) alkyl substituted by zero, one or two R_{20} ,

5) R_{11} ,

6) R_{11} -(C1-C6) alkyl,

7) R_{13} ,

8) R_{13} -(C1-C6) alkyl, or

9) $R_{17}O-$;

wherein R_9 is:

1) (C1-C12) alkyl,

2) (C3-C12) cycloalkyl,

3) (C3-C12) cycloalkyl-(C1-C6) alkyl,

4) R_{11} , or

5) R_{11} -(C1-C6) alkyl;

wherein R_{10} is:

1) hydrogen,

2) (C1-C12) alkyl,

3) (C2-C12) alkenyl,

4) (C3-C12) cycloalkyl,

- 5) (C3-C12) cycloalkyl-(C1-C6) alkyl,
 6) R_{11} ,
 7) R_{11} -(C1-C6) alkyl,
 8) R_{11} -(C2-C6) alkenyl,
 5 9) R_{13} ,
 10) R_{13} -(C1-C6) alkyl, or
 11) R_{13} -(C2-C6) alkenyl;

wherein R_{11} is phenyl or 1- or 2-naphthyl, substituted by zero, one or two (C1-C4) alkyl, F, Cl, Br or (C1-C4) alkyloxy;

10 wherein R_{13} is:

- 1) furanyl, substituted by zero, one or two R_9 ,
 2) thienyl, substituted by zero, one or two R_9 ,
 3) N-((C1-C4) alkyl)-pyrrolyl, substituted by zero, one or two
 R_9 ,
 15 4) N-((C1-C4) alkyl)-indolyl, substituted by zero, one or two
 R_9 , or
 5) benzofuranyl, substituted by zero, one or two R_9 ;

wherein R_{14} is:

- 1) (C1-C12) alkyl,
 20 2) (C2-C12) alkenyl,
 3) (C2-C12) alkynyl,
 4) (C3-C12) cycloalkyl,
 5) (C3-C12) cycloalkyl-(C1-C6) alkyl,
 6) R_{11} ,
 25 7) R_{11} -(C1-C6) alkyl,
 8) R_{11} -(C2-C6) alkenyl,
 9) R_{11} -(C2-C6) alkynyl,
 10) R_{13} ,
 11) R_{13} -(C1-C6) alkyl,
 30 12) R_{13} -(C2-C6) alkenyl, or
 13) R_{13} -(C2-C6) alkynyl;

wherein R_{15} is phenyl, substituted by zero, one, two or three F, Cl, Br, (C1-C3) alkyloxy or by zero, one or two NO_2 or NH_2 ;

provided that phenyl is substituted by NO_2 only when R_{70} and R_{80}
 35 taken together are a double bond, and that phenyl is substituted by
 NH_2 only when R_{70} and R_{80} are each hydrogen;

wherein R_{16} is $(R_{24})(R_{25})(R_{26})\text{Si}$, benzyl, tetrahydropyran-2-yl or other oxygen protecting group;

wherein R_{17} is:

- 1) (C1-C12) alkyl,
- 2) (C3-C12) cycloalkyl,
- 3) (C3-C12) cycloalkyl-(C1-C6) alkyl,
- 5 4) R_{11} ,
- 5) R_{11} -(C1-C6) alkyl,
- 6) R_{13} , or
- 7) R_{13} -(C1-C6) alkyl;

wherein R_{18} is:

- 10 1) (C1-C12) alkyl,
- 2) (C2-C12) alkenyl,
- 3) (C3-C12) cycloalkyl,
- 4) (C3-C12) cycloalkyl-(C1-C6) alkyl,
- 5) R_{11} ,
- 15 6) R_{11} -(C1-C6) alkyl,
- 7) R_{11} -(C2-C6) alkenyl,
- 8) R_{13} ,
- 9) R_{13} -(C1-C6) alkyl, or
- 10) R_{13} -(C2-C6) alkenyl;

20 wherein R_{19} is hydrogen or (C1-C12) alkyl;

wherein R_{20} is:

- 1) (C1-C12) alkyl,
- 2) (C3-C12) cycloalkyl,
- 3) (C3-C12) cycloalkyl-(C1-C6) alkyl,
- 25 4) phenyl,
- 5) phenyl-(C1-C6) alkyl,
- 6) naphthyl, or
- 7) naphthyl-(C1-C6) alkyl;

wherein R_{22} is:

- 30 1) $R_{16}O-$,
- 2) $R_{10}O-$,
- 3) $R_{10}(CH_2)_mS(CH_2)_n-$,
- 4) F,
- 5) Cl,
- 35 6) Br,
- 7) I,
- 8) $R_{23}NH-$,
- 9) NC-

- 10) NO_2 ,
 11) NHCHO ,
 12) (C1-C4) alkyloxy-C(=O)-,
 13) phenyl- $\text{CH}_2\text{OC}(=O)-$,
 5 14) (C1-C4) alkyl-C(=O)- OCH_2- ,
 15) (C1-C4) alkyloxy-N=,
 16) CN-,
 17) SCN-,
 18) (C1-C4) alkyl-C(=O)-,
 10 19) (C1-C4) alkyl-SO₂-,
 20) phenyl-SO₂-,
 21) ((C1-C4) alkyl)-phenyl-SO₂-,
 22) $(\text{R}_{33})_3\text{N}(+) \text{X}(-)$, or
 23) R_{27} , R_{28} -substituted-1-pyridinium(+) X(-);

15 wherein X(-) is a pharmacologically acceptable anion;
 wherein R_{27} and R_{28} are the same or different and are:

- 1) hydrogen, or
- 2) (C1-C4) alkyl;

or wherein R_{27} and R_{28} are bonded to adjacent carbon atoms of the
 20 pyridine ring in which they occur and taken together are (C3-C5)
 methylene to form a (C5-C7)-membered carbocyclic ring fused to the
 pyridine ring;

wherein R_{23} is:

- 1) hydrogen,
- 25 2) t-butyloxycarbonyl,
- 3) trityl,
- 4) benzyloxycarbonyl, or
- 5) benzyl;

wherein R_{24} , R_{25} and R_{26} are the same or different and are:

- 30 1) (C1-C4) alkyl, or
- 2) phenyl;

wherein R_{29} is (C1-C4) alkyl;

wherein R_{32} is:

- 1) $\text{R}_{16}\text{O}-$,
- 35 2) $\text{R}_{10}\text{O}-$,
- 3) $\text{R}_{10}(\text{CH}_2)_m\text{S}(\text{CH}_2)_n-$,
- 4) (C1-C4) alkyl, or

5) phenyl substituted by zero, one or two $R_{16}O-$, $R_{10}O-$, $R_{10}-$
 $(CH_2)_mS(CH_2)_n-$, (C1-C4) alkyl, F, Cl, or Br;

wherein R_{33} is:

- 1) (C1-C4) alkyl, or
- 5 2) benzyl.

A compound of the formula II wherein R_{60} and R_{61} are the same or different and are:

- 1) hydrogen,
- 2) (C1-C12) alkyl substituted by zero, one or two R_{12} ,
- 10 3) (C2-C12) alkenyl,
- 4) (C2-C12) alkynyl,
- 5) (C3-C12) cycloalkyl substituted by zero, one or two R_{12} ,
- 6) (C3-C12) cycloalkyl-(C1-C6) alkyl substituted by zero, one
 or two R_{12} ,
- 15 7) R_{11} ,
- 8) R_{11} -(C1-C6) alkyl,
- 9) R_{11} -(C2-C6) alkenyl,
- 10) R_{11} -(C2-C6) alkynyl,
- 11) R_{13} ,
- 20 12) R_{13} -(C1-C6) alkyl,
- 13) R_{13} -(C2-C6) alkenyl, or
- 14) R_{13} -(C2-C6) alkynyl;

or wherein R_{60} and R_{61} are taken together with the carbon atom to which they are bonded to form:

- 25 1) (C3-C12) cycloalkyl substituted by zero, one or two R_{12} , or
- 2) (C4-C12) cycloalkenyl;

provided that R_{60} or R_{61} contains an alkynyl group only when --- is a double bond; and

provided that the carbon atom of attachment of alkenyl or alkynyl to
 30 oxygen of alkenyl-O- or alkynyl-O- groups is not also part of a carbon-carbon double or triple bond;

wherein R_{11} is phenyl or 1- or 2-naphthyl, substituted by zero, one or two (C1-C4) alkyl, F, Cl, Br or (C1-C4) alkyloxy:

wherein R_{12} is:

- 35 1) $(R_{24})(R_{25})(R_{26})SiO-$,
- 2) $R_{18}O-$,
- 3) $R_{18}(CH_2)_mS(CH_2)_n-$, or
- 4) $R_{40}(CH_2)_mS(CH_2)_n-$;

wherein m is an integer zero, one, two, three or four;

wherein n is an integer zero, one, two, three or four;

wherein R_{13} is:

- 1) furanyl, substituted by zero, one or two R_9 ,
- 5 2) thienyl, substituted by zero, one or two R_9 ,
- 3) N-((C1-C4) alkyl)-pyrrolyl, substituted by zero, one or two R_9 ,
- 4) N-((C1-C4) alkyl)-indolyl, substituted by zero, one or two R_9 , or
- 10 5) benzofuranyl, substituted by zero, one or two R_9 ;

wherein R_9 is:

- 1) (C1-C12) alkyl,
- 2) (C3-C12) cycloalkyl,
- 3) (C3-C12) cycloalkyl-(C1-C6) alkyl,
- 15 4) R_{11} , or
- 5) R_{11} -(C1-C6) alkyl;

wherein R_{18} is:

- 1) (C1-C12) alkyl,
- 2) (C2-C12) alkenyl,
- 20 3) (C3-C12) cycloalkyl,
- 4) (C3-C12) cycloalkyl-(C1-C6) alkyl,
- 5) R_{11} ,
- 6) R_{11} -(C1-C6) alkyl,
- 7) R_{11} -(C2-C6) alkenyl,
- 25 8) R_{13} ,
- 9) R_{13} -(C1-C6) alkyl, or
- 10) R_{13} -(C2-C6) alkenyl;

wherein R_{24} , R_{25} and R_{26} are the same or different and are:

- 1) (C1-C4) alkyl, or
- 30 2) phenyl;

wherein R_{40} is:

- 1) a sulfur-protecting group, or
- 2) hydrogen;

provided that R_{40} is a sulfur-protecting group when m is zero and
35 that R_{40} is hydrogen when m is other than zero

which comprises treating a compound of the formula III
with a catalytic amount of palladium(0) tetrakis (triphenylphosphine)
in the presence of triphenylphosphine and a base selected from the

group consisting of triethylamine, diisopropylethylamine and tri-n-butylamine at 80 to 135°C.

The carbon atom content of various hydrocarbon-containing moieties is indicated by a prefix designating the minimum and maximum number of carbon atoms in the moiety, i.e., the prefix (Ci-Cj) indicates a moiety of the integer "i" to the integer "j" carbon atoms, inclusive. Thus, for example, (C1-C3) alkyl refers to alkyl of one to three carbon atoms, inclusive, including both straight and branched chain, i.e., methyl, ethyl, propyl and isopropyl.

Examples of alkyl of one to twelve carbon atoms, inclusive, are methyl, ethyl, propyl, butyl, pentyl, hexyl, heptyl, octyl, nonyl, decyl, undecyl, dodecyl and isomeric forms thereof. Alkenyl as used herein refers to compounds having one carbon-carbon double bond. Alkynyl as used herein refers to compounds having one carbon-carbon triple bond.

(N^α-R_{3,4}) refers to substitution by R_{3,4} on the α carbon. N^ε-R_{3,4}-lysyl refers to lysyl substituted on the ε carbon by R_{3,4}; N^{1^h}-R_{3,4}-tryptophyl refers to tryptophyl substituted on the indolyl nitrogen by R_{3,4}; N^{1^m}-R_{3,4}-histidyl refers to histidyl substituted on an imidazole nitrogen by R_{3,4}.

It is readily apparent to one skilled in the art that the compounds of this invention of formula Ia, when R_{7,0} and R_{8,0} taken together are a double bond and R₀ and R₁ are different, exist as E- or Z-isomers. See J.E. Blackwood et al., J. Amer. Chem. Soc., 90:509-510 (1968) for a description of the terms E and Z. Both E and Z isomers are included within the scope of this invention. For example, if R₀ is fluoromethyl and R₁ is methyl, a formula Ia compound is a Z-isomer. If R₀ is methyl and R₁ is fluoromethyl, a formula Ia compound is an E-isomer.

The compounds of this invention of formula Ia, when R_{7,0} and R_{8,0} are each hydrogen is a single bond and R₀, R₁ and R₃ are as defined above contain an asymmetric azetidene ring carbon (denoted C3). Furthermore, if R₀ and R₁ are different, the carbon atom bearing R₀ and R₁ (i.e., the carbon atom alpha to the ring) is likewise asymmetric. Additional asymmetric carbon atoms are possible when R₀, R₁ and/or R₃ contain substituent groups. As is well known in the art, such asymmetric carbon atoms give rise to enantiomers and diastereomers, and all such stereoisomers, either in pure form or

mixtures thereof, are included within the scope of this invention. See, for example, J.B. Henderickson, D.J. Cram, and G.S. Hammond, Organic Chemistry, Third Edition, McGraw-Hill Book Company, New York, N.Y., 1970, pages 198-230, particularly pages 207, 208, 213, 215.

5 When R_0 and/or R_1 of the formula Ia compound contains alkenyl unsaturation, such unsaturation must be protected during exposure to conditions for hydrogenation which would undesirably saturate the unsaturation. Subsequent to exposure to such conditions, the protected form is converted to the desired carbon-carbon unsatura-
10 tion. Such protection and deprotection are known in the art: see, for example, M.F. Semmelhack et al., Tetrahedron Letters, 2667 (1973); T.L. Nagabhushan, Can. J. Chem., 48:383 (1970); S. Hanessian et al., Tetrahedron Letters, 737 (1978); N.C. Barua et al., Tetrahe-
dron Letters, 23:1365 (1982).

15 Protection and deprotection of reactive groups are well known to those skilled in the art. Protection and deprotection of hydroxy groups and also of nitrogen groups are well known in the art: see, for example, T.W. Greene, Protecting Groups in Organic Synthesis, Wiley, New York (1981); J.F.W. McOmie, Ed., Protective Groups in
20 Organic Chemistry; Plenum Press (1973); and J. Fuhrhop and G. Benzlin, Organic Synthesis, Verlag Chemie (1983).

 Examples of pharmacologically acceptable anions include: acetate, adipate, aspartate, benzoate, benzenesulfonate, bisulfate, butyrate, citrate, camphorate, camphorsulfonate, digluconate,
25 dodecylsulfate, ethanesulfonate, fumarate, glucoheptanoate, glycerophosphate, hemisulfate, heptanoate, hexanoate, chloride, bromide, iodide, 2-hydroxyethanesulfonate, lactate, maleate, methanesulfonate, 2-naphthalenesulfonate, nicotinate, oxalate, palmoate, pectinate, persulfate, 3-phenylpropionate, picrate, pivalate, propionate,
30 succinate, tartrate, methanesulfonate, tosylate, undecanoate, and the like.

 The processes of the present invention are more completely understood by reference to the charts below. The compounds of formula I of this invention are prepared according to Charts A-M and
35 the descriptions thereof. Briefly, Chart A shows the formation of the β -lactam ring. Chart B shows hydrogenation of the α -alkylidene double bond and acylation of the azetidinone nitrogen. Chart C shows the preparation of O,N-bisacyl compounds. Chart D shows the prepara-

tion of α -alkylidene O,N-bisacyl compounds. Charts E, F and G show the preparation of compounds bearing other substitution on R_0 or R_1 . Charts H and I show the preparation of amine- and amide-substituted R_0 or R_1 groups. Chart J shows the preparation of N-acyl cycloalkyl- and cycloalkenyl-fused azetidinones. Chart K shows the preparation of N-acyl substituted cycloalkyl- and cycloalkenyl-fused azetidinones. Chart L shows the preparation of N-acyl C-4 substituted azetidinones. Chart M shows the preparation of N-acyl, C-4 alkyl, C-3 alkyl- and alkylidene-azetidinones.

10 In Charts A-M, the variables are as defined above. Additional variables are defined below:

wherein R_{s0} and R_{s1} are the same or different and are:

- 1) hydrogen,
- 2) (C1-C12) alkyl substituted by zero, one or two R_{12} ,
- 15 3) (C2-C12) alkenyl,
- 4) (C2-C12) alkynyl,
- 5) (C3-C12) cycloalkyl substituted by zero, one or two R_{12} ,
- 6) (C3-C12) cycloalkyl-(C1-C6) alkyl substituted by zero, one or two R_{12} ,
- 20 7) R_{11} ,
- 8) R_{11} -(C1-C6) alkyl,
- 9) R_{11} -(C2-C6) alkenyl,
- 10) R_{11} -(C2-C6) alkynyl,
- 11) R_{13} ,
- 25 12) R_{13} -(C1-C6) alkyl,
- 13) R_{13} -(C2-C6) alkenyl, or
- 14) R_{13} -(C2-C6) alkynyl;

or wherein R_{s0} and R_{s1} are taken together with the carbon atom to which they are bonded to form:

- 30 1) (C3-C12) cycloalkyl substituted by zero, one or two R_{12} , or
- 2) (C4-C12) cycloalkenyl;

provided that R_{s0} or R_{s1} contains an alkynyl group only when --- is a double bond; and provided that the carbon atom of attachment of alkenyl or alkynyl to oxygen of alkenyl-O- or alkynyl-O- groups is not also part of a carbon-carbon double or triple bond;

wherein R_{12} is:

- 1) $(R_{24})(R_{25})(R_{26})SiO-$,
- 2) $R_{18}O-$,

3) $R_{18}(\text{CH}_2)_m\text{S}(\text{CH}_2)_n-$, or

4) $R_{40}(\text{CH}_2)_m\text{S}(\text{CH}_2)_n-$;

wherein R_{40} is:

1) a sulfur-protecting group, or

5 2) hydrogen;

provided that R_{40} is a sulfur-protecting group when m is zero and that R_{40} is H when m is other than zero.

Use of a wavy line bond in the charts herein to depict the bonding of a group to one carbon atom of a double bond of a particular structure, as, e.g., in structure A-3 in Chart A, represents
10 (1) a compound with one or the other possible orientation of the groups bonded to that carbon atom, or (2) a mixture of the compounds with either possible orientation of the groups bonded to that carbon atom.

15 The carbon atom of attachment of a group is the carbon atom by means of which that group is attached to another atom. For example, for a formula Ia compound, when R_0 is (C1-C12) alkyl, the carbon atom of attachment is the carbon atom joining the (C1-C12) alkyl group to the α -carbon of the formula Ia compound.

20 Throughout this document, R_{30} is defined so that the moiety $R_{30}\text{CH}(\text{R}_2)-$ is as defined for R_{60} when substituted by R_2 on the carbon atom of attachment of R_{60} . This representation is chosen so that the carbon atom of attachment of R_{60} and the functional group R_2 attached to that carbon atom are explicitly shown. Thus, it is possible to
25 show chemical transformations of this functional group R_2 . Similarly, R_{31} is defined so that the moiety $R_{31}\text{CH}(\text{R}_2)-$ is as defined for R_{61} when substituted by R_2 on the carbon atom of attachment of R_{61} .

The starting materials for the processes of this invention are either known or are prepared by known methods. The products of these
30 processes are isolated by known methods such as extraction, distillation, crystallization, chromatographic separation and the like.

Charts A and F illustrate the preparation of intermediate 2-azetidin-1-one compounds. Subsequently, Charts B-E and G-M illustrate the preparation of compounds of formula I.

35 Using the methods disclosed herein, all of the compounds of formula I of this invention are prepared.

CHART A

Chart A illustrates the synthesis of intermediates containing the 2-azetidinone ring. Referring to Chart A, treatment of an aldehyde or ketone of formula A-1, with a brominated phosphonate carbanion, e.g., $(\text{CH}_3\text{O})_2\text{P}(-\text{O})\text{C}^-(\text{Br})(\text{CO}_2\text{CH}_3)\text{Na}^+$, gives an E and Z mixture of the bromoacrylate of formula A-2. The A-2 isomers are separated, if desired at this stage, by chromatography on silica gel. Bromoacrylate A-2 is treated with diisobutylaluminum hydride in a solvent such as tetrahydrofuran, diethyl ether, hexane or methylene chloride at -78° to 0° C to give the compound of formula A-3. Alternatively and preferably, the E and Z mixture of formula A-2 is treated as indicated above to give the E and Z isomers of the compound of formula A-3 which are separated at this stage.

In an identical manner for either isomer (or less preferably for a mixture of the isomers) treatment of the compound of formula A-3 with mesyl chloride or tosyl chloride and triethylamine or any suitable hindered trialkylamine in a solvent such as methylene chloride, tetrahydrofuran or diethyl ether at -15° to 0° C provides the sulfonate ester of the formula A-4, wherein R_{10} is methyl or p-methylphenyl. The mesylate or tosylate of the formula A-4 is displaced by sodium azide treatment in aqueous tetrahydrofuran or dimethylformamide at 0° to 5° C followed by a quick aqueous extractive workup, to avoid a [3,3]-sigmatropic rearrangement, to produce the azide of formula A-5. The azide of formula A-5 is immediately subjected to reduction with lithium aluminum hydride, diisobutylaluminum hydride or hydrogen sulfide in diethyl ether or tetrahydrofuran to give the allylic amine of formula A-6. Treatment of the amine of formula A-6 with a catalytic amount of palladium (0) tetrakis(triphenylphosphine) (1-10 mole % or more) in the presence of triphenylphosphine and a base such as triethylamine, diisopropylethylamine or tri-n-butylamine at 80° to 135° C in dimethylformamide under an atmosphere of carbon monoxide gas gives the α -alkylidene azetidinone of formula A-7.

CHART B

The processes of Chart B illustrate hydrogenation and acylation processes used to prepare compounds of this invention. Referring to Chart B, the formula A-7 compound of Chart A is employed as the formula B-1 starting material. The formula B-1 compound is hydrogen-

ated to produce the formula B-2 azetidinone which is acylated to produce the N-acylated azetidinone of formula B-3.

An alternative process for some compounds of this invention is to reverse the order of these two steps: the α -alkylidene azetidinone of formula B-1 is first acylated to produce the N-acylated α -alkylidene azetidinone of formula B-4 which is hydrogenated to produce the N-acylated azetidinone of formula B-3, recognizing that alkenyl and alkynyl unsaturation in the compound of formula B-4 is also saturated in the process, and that certain protecting groups (e.g., benzyl and benzyloxycarbonyl) are cleaved or altered under these conditions. Thus, this B-1 to B-4 to B-3 sequence is used only to produce compounds of formula B-3 wherein R_0 , R_1 and R_3 do not contain (a) alkenyl or alkynyl carbon-carbon unsaturation which would be undesirably saturated, or (b) a protecting group which would be undesirably cleaved or altered under the hydrogenation conditions.

Protecting groups contained in formula B-3 or B-4 compounds are optionally removed by known methods to produce compounds of formula Ia of this invention.

For the processes of this invention, as described above for Chart B, it is generally possible to hydrogenate the α -alkylidene double bond either before or after acylating the ring nitrogen or other sites, recognizing the effects of such hydrogenation conditions on other functionality as described above.

Typical hydrogenation conditions include treatment with 1 to 3 atmospheres of hydrogen gas in the presence of 10% palladium on carbon or palladium black catalyst in ethyl acetate, methylene chloride, ethanol or tetrahydrofuran solvent at 15 to 30°C. Alternatively, this hydrogenation is accomplished using a chiral catalyst by known methods, e.g., using [rhodium(1,5-cyclooctadiene)-(1,2-ethanediy]bis[(*o*-methoxyphenyl)phenylphosphine]](+)BF₄(-) according to the method of B.D. Vineyard et al., J. Amer. Chem. Soc., 99:5946 (1977) to produce a compound of formula B-2 or B-3 which is predominantly or exclusively one enantiomer. See also J.P. Collman et al., Principles and Applications of Organotransition Metal Chemistry, University Science Books, Mill Valley, California, pages 341-349 (1980); and W.S. Knowles et al., Chem. Commun., 1445 (1968).

Hydrogenation of the α -alkylidene double bond of compounds such as the compounds of formula B-1 and B-4 proceeds via cis addition of

hydrogen to the double bond without prior isomerization of the double bond in the starting material. Thus, for example, a formula B-1 compound wherein --- is a double bond and wherein R_{60} is $CH_3CO-O-CH_2-$ and R_{61} is methyl is termed a Z-isomer. Achiral hydrogenation of such a Z-isomer produces a 1:1 mixture of the RR and SS diastereomers and none of the RS or SR diastereomers, where R and S are the usual designation of absolute configuration, and where RR refers to the R-configuration at each of the two asymmetric centers (i.e., at carbon atom position 3 of the ring and at the $R_{60}-CH(R_{61})-$ carbon atom bonded to the carbon atom position 3 of the ring, respectively) and SS refers to the S-configuration at each of the two asymmetric centers. Chiral hydrogenation of such a Z-isomer produces a mixture of RR and SS isomers which is not 1:1, i.e., either the RR or SS isomer predominates.

On the other hand, achiral hydrogenation of an E-isomer (e.g., a compound of formula B-1 wherein R_{60} is methyl and R_{61} is $CH_3CO-O-CH_2-$) produces a 1:1 mixture of the RS and SR diastereomers and none of the RR or SS diastereomers. Chiral hydrogenation of such an E-isomer produces a mixture of RS and SR isomers which is not 1:1, i.e., either the RS or SR isomer predominates.

The acylation of compounds of formula B-1 or B-2 is achieved as follows: Formula B-3 or B-4 compounds wherein R_3 is hydrogen are prepared by reacting a formula B-1 or B-2 compound with ethyl formate according to known methods. To prepare formula B-3 or B-4 compounds wherein a carbon atom of R_3 is directly bonded to the carbonyl carbon, acylation of the formula B-1 or B-2 compound is performed by one of three methods: 1) acylation with an acid anhydride in pyridine in the presence of 4-(N,N-dimethylamino)pyridine at 0° to 20° C; 2) treatment with an acid chloride in the presence of a hindered trialkylamine base such as triethylamine in methylene chloride, diethyl ether or tetrahydrofuran at -78° to 20° C; or 3) treatment with a carboxylic acid in the presence of dicyclohexylcarbodiimide and either 4-(N,N-dimethylamino)pyridine or 1-hydroxybenzotriazole in diethyl ether, methylene chloride or tetrahydrofuran at 0° to 20° C. Other known acylation methods are also operable.

When R_3 is $R_{14}O-$ and thus has an oxygen atom directly bonded to the carbonyl group, acylation of the formula B-1 or B-2 compound is performed by treatment with a chloroformate of the formula $Cl-CO-OR_{14}$

in the presence of triethylamine or other trialkylamine in diethyl ether, methylene chloride or tetrahydrofuran at 0° to 20° C. An excess of the chloroformate reagent may be added to effect complete conversion.

5 When R₃ is R₄NH and thus has a nitrogen atom directly bonded to the N-acyl group, acylation of the formula B-1 or B-2 compound is performed by treatment with: (1) an alkyl isocyanate or phenyl isocyanate at -78° to 20°C in acetonitrile, methylene chloride, chloroform, tetrahydrofuran or diethyl ether to give the formula B-3
10 or B-4 compound wherein R₃ is R₄NH- and R₄ is (C1-C4) alkyl or phenyl, or (2) with chlorosulfonyl isocyanate in methylene chloride, chloroform, tetrahydrofuran, acetonitrile or diethyl ether, followed by reaction with an alkyl amine at room temperature for 1 to 5 hours to give the formula B-3 or B-4 compound wherein R₃ is R₄NH- and R₄ is
15 (C1-C4) alkyl-NHSO₂-. Such compounds wherein R₃ is R₄NH- are converted to compounds wherein R₃ is R₄N(CH₃)- by reaction with a base such as sodium hydride in a suitable solvent such as tetrahydrofuran at about 0°C, followed by reaction with methyl iodide.

CHART C

20 Chart C illustrates the synthesis of formula Ia compounds of this invention wherein R₀ bears a hydroxy group or a hydroxy group substituted with an R₃-CO- group or wherein both the hydroxy of R₀ and the azetidine nitrogen atom bear the same or different R₃-CO-
25 group. The silyl ether of formula C-1 is prepared by the method of Chart A, starting with a compound of the formula R₈₁CO-CH(R₃₀)(OSi-(R₂₄)(R₂₅)(R₂₆)), which is prepared via silylation of the corresponding α-hydroxy ketone, which either is commercially available or is prepared by known methods. Referring to Chart C, the silyl ether of
30 formula C-1 is deprotected with either tetra-(n-butyl)ammonium fluoride or triethylammonium fluoride in tetrahydrofuran, diethyl ether or methylene chloride at 0° to 20°C to give the alcohol of formula C-2. The alcohol of formula C-2 is hydrogenated as described above for Chart B to produce the alcohol of formula C-3.

35 In order to introduce the same acyl group twice, (i.e., R₅ is the same as R₃), the alcohol of formula C-3 is acylated as described above for Chart B, e.g., the formula C-3 alcohol is reacted with an anhydride (R₃CO)₂O in pyridine in the presence of the acylation

atalyst 4-(dimethylamino)pyridine to produce the bisacylated compound of formula C-4.

In order to introduce two acyl groups, which can be the same or different, in a stepwise manner, the alcohol of formula C-3 is first
5 acylated selectively on oxygen, using the anhydride $(R_3CO)_2O$ in pyridine without the acylation catalyst to give the compound of formula C-5. Acylation of the azetidine of formula C-5 with the same or different $(R_3CO)_2O$ anhydride in the presence of 4-(dimethylamino)-pyridine gives the bisacylated compound of formula C-4, wherein R_3
10 and R_5 are the same or different.

The processes of Chart C are similarly carried out starting with the protected E-isomer alcohol of formula C-6 to produce additional E-isomer compounds of formula Ia of this invention.

The processes of Chart C illustrate the functionality of R_{60}
15 (which is $R_{30}CH(R_2)$ - wherein R_2 is hydroxy or R_3CO-O-) at the carbon atom of attachment of R_{60} . The processes of Chart C are likewise used to prepare compounds of this invention wherein the functionality of R_{60} or R_{61} occurs exclusively or additionally at a carbon atom or atoms other than the carbon atom of attachment of R_{60} or R_{61} .

20

CHART D

Chart D illustrates essentially the reversal of the order of the hydrogenation and acylation steps of Chart C, and this sequence is applicable to the preparation of compounds of formula D-2 and D-3 and also compounds of formula D-4 and D-5 wherein R_3 does not contain
25 alkenyl or alkynyl unsaturation or protective groups which would be cleaved or undesirably altered under the conditions of the hydrogenation. The formula C-2 compound of Chart C is employed as the formula D-1 starting material. Using the methods of Chart C above, the alcohol of formula D-1 is either bisacylated to produce the compound
30 of formula D-2 or sequentially acylated with the same or different acyl groups to produce first the compound of formula D-3 and then the compound of formula D-2 wherein R_3 and R_5 are the same or different. Also using the methods of Chart C above, the compound of formula D-2 is then hydrogenated to produce the azetidinone of formula D-5, or
35 the compound of formula D-3 is hydrogenated to produce the compound of formula D-4 which is acylated to produce the compound of formula D-5.

The processes of Chart D are likewise employed using in place of the formula D-1 compound: (1) the E-isomer alcohol obtained by O-deprotecting the compound of formula C-6, or (2) a different O-protected form of this E-isomer alcohol, e.g., the tetrahydropyranyl ether, thereby producing additional E-isomer compounds of formula Ia of this invention, including those wherein R_1 is substituted by hydroxy and R_{70} and R_{80} taken together are a double bond and those wherein R_1 is substituted by R_3CO-O- . In particular, in preparing formula Ia compounds wherein R_1 is substituted by hydroxy and R_{70} and R_{80} taken together are a double bond, it may be necessary to use a protecting group other than $(R_{24})(R_{25})(R_{26})Si$, e.g., tetrahydropyranyl, since following R_3CO- acylation of the azetidine ring nitrogen it was not possible in one instance to remove the $(R_{24})(R_{25})(R_{26})Si$ protecting group and leave the molecule otherwise intact. I.e., several attempts to O-deprotect (E)-3-[1-methyl-2-(tert-butyl-diphenylsiloxy)ethylidene]-1-(1-oxobutyl)-2-azetidinone did not produce the desired O-deprotected product. However O-deprotection of 3-(E)-[1-methyl-2-(2-tetrahydropyranyloxy)ethylidene]-1-(1-oxohexyl)-2-azetidinone produces the desired O-deprotected 3-(E)-[1-methyl-2-(hydroxy)ethylidene]-1-(1-oxohexyl)-2-azetidinone.

The processes of Chart D illustrate the functionality of R_{60} (which is $R_{30}CH(R_2)-$ wherein R_2 is hydroxy or R_3CO-O-) at the carbon atom of attachment of R_{60} . The processes of Chart D are likewise used to prepare compounds of this invention wherein the functionality of R_{60} or R_{61} occurs exclusively or additionally at a carbon atom or atoms other than the carbon atom of attachment of R_{60} or R_{61} .

CHART E

Chart E illustrates the introduction of certain N-containing groups of formula Ia compounds. Referring to Chart E, the formula C-2 alcohol of Chart C is employed as the formula E-1 starting material. Treatment of the formula E-1 alcohol with a sulfonyl chloride of formula $R_{40}SO_2Cl$ wherein R_{40} is methyl or p-methylphenyl, in the presence of a trialkylamine such as triethylamine in diethyl ether, methylene chloride, or tetrahydrofuran gives the allylic sulfonate ester of formula E-2, e.g., the mesylate or tosylate ester. Treatment of the formula E-2 sulfonate ester with sodium azide gives the formula E-3 compound. N-acylation of the azetidinone ring nitrogen

atom, as described in Chart B above, gives the allylic azide of formula E-4. Reductive acylation of the formula E-4 azide using 10% palladium on carbon, 1 to 3 atmospheres of hydrogen gas and an acid anhydride $(R_5CO)_2O$ as solvent, gives the amido-substituted analog of formula E-5. In the absence of the anhydride solvent, a major by-product is formed arising from intramolecular nucleophilic β -lactam ring opening by the free primary amine.

Additionally, the allylic azide of formula E-4 is reacted (a) with a suitable dipolarophile of formula $R_5C=CR_7$, to produce the adduct of formula E-6 wherein the bond θ is a double bond, or (b) with a suitably activated olefin of formula $R_5CH=CHR_7$, to produce the adduct of formula E-6 wherein the bond θ is a single bond. Catalytic hydrogenation of the α -alkylidene azetidinone of formula E-6 wherein θ is a double bond, as described above for Chart B, produces the azetidinone of formula E-7.

To prepare a compound of formula E-6 (wherein one or both of R_6 and R_7 are hydrogen), an ethylene or acetylene precursor is used which contains an $(R_{24})(R_{25})(R_{26})Si$ group at that R_6 and/or R_7 position. After the cycloaddition reaction, the silyl group is removed by methods described herein or known in the art, leaving hydrogen in its place.

The processes of Chart E are likewise employed using in place of the formula E-1 compound the E-isomer alcohol obtained by O-deprotection of the compound of formula C-6 of Chart C to produce additional E-isomer compounds of this invention.

The processes of Chart E illustrate the functionality of R_{60} (which is $R_{30}CH(R_2)$ - wherein R_2 is azide and other groups illustrated in Chart E) at the carbon atom of attachment of R_{60} . The processes of Chart E are likewise used to prepare compounds of this invention wherein the functionality of R_{60} or R_{61} occurs exclusively or additionally at a carbon atom or atoms other than the carbon atom of attachment of R_{60} or R_{61} .

CHART F

The processes of Chart F are used to prepare intermediate primary amine compounds of formula F-3. The azide of formula E-3 is used as the formula F-1 starting material. The azide of formula F-1 is reduced to the amine of formula F-3 by a Staudinger Reaction (see Merck Index, Tenth Edition, page ONR-85) using triphenylphosphine in

an aprotic solvent such as methylene chloride to produce the intermediate compound of formula F-2 which is hydrolyzed with water to produce the amine of formula F-3.

5 The processes of Chart F are similarly carried out starting with the E-isomer of formula F-4 which is prepared according to the method of Chart E to produce additional E-isomer compounds of this invention.

10 The processes of Chart F illustrate the functionality of R_{60} (which is $R_{30}CH(R_2)$ - wherein R_2 is azido, and other groups illustrated in Chart F) at the carbon atom of attachment of R_{60} . The processes of Chart F are likewise used to prepare compounds of this invention wherein the functionality of R_{60} or R_{61} occurs exclusively or additionally at a carbon atom or atoms other than the carbon atom of attachment of R_{60} or R_{61} .

15

CHART G

20 The processes of Chart G are used according to methods known in the art to introduce R_{70} which is fluorine, chlorine or bromine. The alcohol of formula C-2 is used as the formula G-1 starting material. Reaction of the alcohol of formula G-1 with diethylaminosulfurtrifluoride in methylene chloride produces the compound of formula G-2 wherein R_{70} is fluorine. Reaction of the alcohol of formula G-1 with phosphorous pentachloride produces the compound of formula G-2 wherein R_{70} is chlorine. Reaction of the alcohol of formula G-1 with phosphorous tribromide produces the compound of formula G-2 wherein R_{70} is bromine. According to methods described above for Chart B, the azetidione of formula G-2 is hydrogenated to produce the compound of formula G-3 which is acylated to produce the compound of formula G-4. Alternatively, the compound of formula G-2 is first acylated to produce the compound of formula G-5 which is hydrogenated to produce the compound of formula G-4.

30

35 The processes of Chart G are similarly carried out using in place of the formula G-1 starting material the E-isomer alcohol obtained by deprotection of the compound of formula C-6 of Chart C to produce additional E-isomer compounds of formula Ia of this invention.

The processes of Chart G illustrate the functionality of R_{60} (which is $R_{30}CH(R_2)$ - wherein R_2 is fluoro, chloro or bromo) at the carbon atom of attachment of R_{60} . The processes of Chart G are

likewise used to prepare compounds of this invention wherein the functionality of R_{80} or R_{81} occurs exclusively or additionally at a carbon atom or atoms other than the carbon atom of attachment of R_{80} or R_{81} .

5

CHART H

Chart H illustrates the preparation of compounds of formula Ia wherein R_0 is substituted on the carbon atom of attachment by $R_3CO-N(R_{32})-$ wherein R_{32} is hydrogen, (C1-C12) alkyl or R_{15} . The sulfonate ester of formula E-2 of Chart E is used as the formula H-1 starting material. Sulfonate ester of formula H-1 is reacted with an amine of formula $R_{35}NH_2$ wherein R_{35} is (C1-C12) alkyl or R_{15} by methods known in the art to produce the amine of formula H-2.

The amine of formula H-3 comprises the amine of formula H-2 and additionally the amine of formula F-3 of Chart F. The amine of formula H-3 is hydrogenated as described above for Chart B to produce the amine of formula H-4. Monoacylation of the amine of formula H-4 with an anhydride of formula $(R_3CO)_2O$ in pyridine without an acylation catalyst produces the compound of formula H-5, which is acylated with the same or different anhydride of formula $(R_3CO)_2O$ in pyridine in the presence of the acylation catalyst 4-(dimethylamino)pyridine to produce the bisacylated compound of formula H-6 with the same or different R_3 groups.

Alternatively, the amine of formula H-3 is monoacylated as above to produce the compound of formula H-7 which is acylated as above to produce the bisacylated compound of formula H-8 wherein R_3 and R_5 are the same or different. The compound of formula H-8 is hydrogenated as described above for Chart B to produce the compound of formula H-6, recognizing that, as described above, certain other functionality of the formula H-8 compound may also be saturated or altered under the hydrogenation conditions.

The processes of Chart H are similarly carried out starting with the E-isomer compounds of formula H-9 and H-10, analogous to the formula H-1 and H-3 compounds, respectively, to produce additional E-isomer compounds of this invention.

35

CHART I

Chart I illustrates the preparation of compounds of formula Ia wherein R_0 is substituted on the carbon atom of attachment by $R_{15}NH-$. The formula I-1 starting material is included within the scope of

the formula H-2 amines prepared in Chart H. The amine of formula I-1 is protected on the amine group by methods known in the art to produce the compound of formula I-2 wherein R_{53} is a nitrogen protecting group, e.g., t-butyloxycarbonyl (t-BOC), triphenylmethyl (trityl), benzyl, benzyloxycarbonyl, and the like. When R_{53} is a nitrogen protecting group (e.g., t-BOC or trityl) which is not removed by hydrogenation conditions as described above for Chart B, such hydrogenation of the compound of formula I-2 produces the compound of formula I-3. Acylation of the compound of formula I-3 with the anhydride of formula $(R_3CO)_2O$ in the presence of 4-(dimethylamino)pyridine produces the compound of formula I-4. Deprotection of the formula I-4 compound by methods known in the art produces the compound of formula I-5.

Alternatively, when R_{53} is a nitrogen protecting group which is removed by hydrogenation conditions (e.g., benzyl or benzyloxycarbonyl) or is not removed by hydrogenation conditions (e.g., t-BOC or trityl) as described above for Chart B, the compound of formula I-2 is acylated as above to produce the compound of formula I-6. Hydrogenation of the compound of formula I-6 as above, followed by N-deprotection, if the protecting group is not removed by the hydrogenation conditions, produces the compound of formula I-5, recognizing that, as described above, certain functional groups in other parts of the formula I-6 compound will also be saturated or altered under the hydrogenation conditions.

The processes of Chart I are similarly carried out starting with the E-isomer amine of formula I-7, which is included within the scope of the formula H-2 amines prepared in Chart H, to produce additional E-isomer compounds of this invention.

Chart J

Chart J illustrates the preparation of N-acyl (C5-C8) cycloalkyl- and (C6, C8) cycloalkenyl- fused azetidinones of formula Ib, wherein R_{80} and R_{90} taken together, with the carbon atoms to which they are attached, form (C5-C8) cycloalkyl- or (C6, C8) cycloalkenyl.

In Scheme I, the compound of formula J-1, wherein n is 3 to 6, is treated sequentially with chlorosulfonyl isocyanate and then with aqueous sodium bisulfite to yield the compound of formula J-2. H. Bestian et al., Liebigs Ann. Chem., 718:94-100 (1968). The compound

of formula J-2 is acylated, as described in Chart B, to yield the compound of formula J-3.

In Scheme II, the N-acyl (C6, C8) cycloalkenyl- fused azetidiones are prepared by the same known procedures used Scheme I. The
5 1,4-cyclohexadiene and 1,5-cyclooctadiene of formula J-4, wherein k is 1 or 2, are readily available. L.A. Paquette et al., J. Am. Chem. Soc., 93:152 (1971).

Chart K

Chart K illustrates the preparation of N-acyl substituted (C4
10 and C5) cycloalkenyl- and (C4 and C5) cycloalkyl- fused azetidiones of formula Ib, wherein R_{80} and R_{90} taken together, with the carbon atoms to which they are attached, form substituted (C4 or C5) cycloalkenyl- or substituted (C4 or C5) cycloalkyl.

In Scheme I, the compound of formula K-1 is converted to the
15 compound of formula K-2, wherein X is -CHO, -CH₂Br or -CH₂OH, by procedures known in the literature. N. Tamura et al., Tet. Letters, 27:3749 (1986). The compound of formula K-2, wherein X is -CHO or -CH₂Br, is acylated, as described in Chart B, to yield the compound of formula K-3, wherein X is -CHO or -CH₂Br. Using the methods of Chart
20 D, the compound of formula K-2, wherein X is -CH₂OH, is either bisacylated to produce the compound of formula K-3, wherein X is -CH₂OC(O)R₃, or sequentially acylated with the same or different acyl groups to produce the compound of formula K-3, wherein X is -CH₂OC-
25 (O)R₃ and R₃ and R₃ are the same or different. Using the methods of Chart B, the compound of formula K-3 is hydrogenated to yield the compound of formula K-4.

In Scheme II of Chart K, the compound of formula K-7, wherein
R₁₀₀ is (C1-C8) alkyl, is converted to the compound of formula K-8 by
30 procedures known in the literature. J. Brennan et al., Tet. Letters, 877 (1984). The compound of formula K-8 is acylated, as described in Chart B, to yield the compound of formula K-9. The compound of formula K-9 is hydrogenated, as described in Chart B, to yield the compound of formula K-10.

Alternatively, as described in Chart B, the compound of formula
35 K-8 is hydrogenated first, to yield the compound of formula K-11, and then acylated to yield the compound of formula K-10

Chart L

Chart L illustrates the preparation of N-acyl C-4 substituted azetidiones of formula Ic, wherein R_{90} is (C1-C12) alkyl, (C2-C12) alkenyl, (C2-C12) alkynyl, $-\text{CH}_2-$ (C2-C12) alkenyl or phenyl.

In Chart L, R_{101} is defined as (C1-C12) alkyl, (C2-C12) alkenyl, (C2-C12) alkynyl, $-\text{CH}_2-$ (C2-C12) alkenyl or phenyl and R_{102} is defined as (C1-C8) alkyl. The compound of formula L-2 is reacted sequentially with chlorosulfonyl isocyanate and then with aqueous sodium bisulfite to yield the compound of formula L-3. H. Bestian et al., Liebigs Ann. Chem., 718:94-100 (1968). Alternatively, the compound of formula L-1 is reacted with a lithium alkyl cuprate of the formula $(R_{101})_2\text{CuLi}$ to yield the compound of formula L-3. D.H. Hva and A. Verna, Tet. Letters, 547 (1985). The compound of formula L-3 is acylated, as described in Chart B, to yield the compound of formula L-4.

15

Chart M

Chart M illustrates the preparation of N-acyl, C-4 alkyl, C-3 alkylidene and C-3 alkyl azetidiones of formula Id, wherein R_0 and R_1 are each hydrogen or (C1-C8) alkyl; and R_{90} is (C1-C8) alkyl.

In Chart M, R_{105} and R_{106} are each defined as hydrogen or (C1-C8) alkyl and R_{107} is defined as (C1-C8) alkyl.

In Scheme I, the compound of formula M-1 is reacted sequentially with chlorosulfonyl isocyanate and then with aqueous sodium bisulfite to yield the compound of formula M-2. H. Bestian et al., Liebigs Ann. Chem., 718:94-100 (1968). The compound of formula M-2 is acylated, as described in Chart B, to yield the compound of formula M-3.

In Scheme II, using the methods of Chart B, the compound of formula M-4, J.D. Buynak and M.N. Rao, J. Org. Chem., 51:1571 (1986), is converted to the compound of formula M-6. The compound of formula M-4 is hydrogenated to yield the compound of formula M-5. The compound of formula M-5 is acylated to yield the compound of formula M-6. Alternatively, the compound of formula M-4 is first acylated, to yield the compound of formula M-7, which is hydrogenated to yield the compound of formula M-6, where the substituents of R_3 are not susceptible to reductive decomposition.

Except as noted herein, the compounds of formula I are useful as antimicrobial agents. The exceptions described below are generally more useful as synthetic intermediates than as antimicrobial agents.

Compounds of formula Ia wherein R_2 is $R_{16}O-$ (i.e., a protected oxygen group) are generally of relatively low activity or are not active as antibacterial agents, but are useful as intermediates, being protected forms of the corresponding hydroxysubstituted compounds which are antibacterially active.

The compounds of formula I that are active as antimicrobial agents have exhibited a gram positive and anaerobe spectrum of antimicrobial activity. The antimicrobial activity of the compounds was determined by measuring their zones of inhibition in the dipped-disc Biospectrum assay, a standard test well known in the art. All compounds were tested at the 1.0 mg/ml concentration level, on 12.7 mm or 6.35 mm Schleicher and Schuell analytical paper discs. Those compounds producing very large zones of inhibition were also tested at 0.1 mg/ml, those zone sizes being given in parentheses.

Among the anaerobic microorganisms against which these compounds were tested are the following: *Bacteroides fragilis*, *Clostridium perfringens* and *Bacteroides thetaiotaomicron*. Among the gram-positive aerobes against which these compounds were tested are the following: multiply-antibiotic resistant *Staphylococcus aureus* UC 6685 strain, UC 3665 strain, and UC 6675 strain, *S. epidermidis*, *S. pyogenes*, *S. pneumoniae* and *S. lutea*. Among the yeasts against which these compounds were tested are the following: *C. albicans* and *penicillium oxalicum*.

The more preferred compounds of this invention include the following N-acyl 3-isopropyl-2-azetidinones: 2-azetidinone, 1-acetyl-3-(1-methylethyl)-, (\pm)-; 2-azetidinone, 3-(1-methylethyl)-1-(1-oxobutyl)-; 2-azetidinone, 3-(1-methylethyl)-1-(1-oxopentyl)-, (\pm)-; 2-azetidinone, 3-(1-methylethyl)-1-(1-oxohexyl)-; and 2-azetidinone, 3-(1-methylethyl)-1-(1-oxooctyl)-, (\pm)-; and N-hexanoyl-cis-3,4-tetramethylene-2-azetidinone. The most preferred compound of this invention is 2-azetidinone, 3-(1-methylethyl)-1-(1-oxohexyl)-. These novel compounds exhibit high activity vs. anaerobes and Gram positive aerobes. The results of antimicrobial testing of these compounds in the dipped-disc Biospectrum assay at 1 mg/ml are given in Tables XIII, XIV and XV below.

The formula I compounds of the present invention are formulated for administration to humans and animals in unit dosage forms, such as tablets, capsules, pills, powders, lyophilized powders, granules,

sterile parenteral solutions or suspensions, oral solutions or suspensions, rectal suppositories, and oil-in-water or water-in-oil emulsions. Dosage ranges are about 1 to about 100 mg/kg for a 70 kg human administered one to four times per day. The compounds of this invention are administered orally or parenterally (e.g., intramuscularly, intravenously and the like). Parenteral administration is preferred.

DESCRIPTION OF THE PREFERRED EMBODIMENTS

Without further elaboration, it is believed that one skilled in the art can, using the preceding description, practice the present invention to its fullest extent. The following detailed examples describe how to prepare the various compounds and/or perform the various processes of the invention and are to be construed as merely illustrative, and not limitations of the preceding disclosure in any way whatsoever. Those skilled in the art will promptly recognize appropriate variations from the procedures both as to reactants and as to reaction conditions and techniques.

The following abbreviations are defined for use in this document: deuteriochloroform (CDCl_3), methanol- d_4 (CD_3OD), fast atom bombardment (FAB), diisobutylaluminum hydride (DIBAL-H).

Preparation 1 Methyl-2-bromo-3-methyl-2-butenate (Formula A-2: R_{81} is CH_3 ; R_{80} is CH_3) Refer to Chart A.

To a mechanically stirred slurry of 14.96 g of 50% sodium hydride in oil in 1.5 L of freshly distilled tetrahydrofuran under nitrogen at room temperature is added 49 ml of trimethyl phosphonoacetate slowly to control hydrogen evolution. Ether (500 g) is added to facilitate stirring. The resulting thick white suspension is stirred for 20 minutes, then bromine is added dropwise until a light yellow coloration in the reaction mixture persists (approximately 20 ml). The resultant slurry is cooled to 0°C and 14.96 g of 50% sodium hydride in oil is cautiously added in 10 portions. After addition is complete, the mixture is allowed to warm to room temperature, then 44 ml of acetone is added over 30 minutes. The mixture is stirred at room temperature for 16.5 hr, then a majority of the solvent is distilled off under reduced pressure. The remaining solution (approximately 700 ml) is poured into 1500 ml of water and extracted three times with methylene chloride (1000 ml, 500 ml then 250 ml),

and the combined organic layers washed twice with 500 ml of water, and 450 ml of saturated aqueous sodium chloride, dried with magnesium sulfate, and concentrated in vacuo to give 80 g of a light yellow liquid. The crude oil is purified via vacuum distillation (0.1 Torr, bath temperature 60-70°C), to give 50.7 g of the title product as a colorless liquid.

Physical characteristics are as follows:

^1H NMR (δ , CDCl_3): 3.80, 2.16, 2.07.

IR (cm^{-1} , Chloroform): 2945, 1707, 1610, 1433, 1366, 1092.

Mass spectrum (m/e): 194, 192, 179, 177, 163, 161, 53.

Exact mass found: 191.9793.

TLC (1:1 ethyl acetate/hexane, UV): R_f = 0.77.

Preparation 2 2-Bromo-3-methyl-2-buten-1-ol (Formula A-3:
 R_{61} is CH_3 ; R_{60} is CH_3) Refer to Chart A.

To a solution of 50.7 g of methyl-2-bromo-3-methyl-2-buten-1-ol in 720 ml methylene chloride at -78°C under argon is added dropwise over 1 hr 657 ml of a 1 M solution of diisobutylaluminum hydride/methylene chloride. The mixture is stirred at -78°C for an additional 2 hours. TLC analysis indicates complete conversion of starting material. The reaction is quenched with water (10 ml over 5 minutes, stirred an additional 10 minutes, until hydrogen gas evolution ceases), allowed to warm to room temperature, and the methylene chloride taken off under reduced pressure. To the resulting white solid is added 1400 ml ether and 60 ml water; a thick white precipitate forms. The mixture is dried with magnesium sulfate, filtered, and the filtrate concentrated in vacuo to give 38.43 g of the title product as a clear oil.

Physical characteristics are as follows:

^1H NMR (δ , CDCl_3): 4.36, 2.89, 1.93, 1.90.

IR (cm^{-1} , Chloroform): 3401, 1652, 1389, 1370, 1132, 1101.

Mass Spectrum (m/e): 166, 164, 151, 149, 146, 67.

Exact mass found: 163.9840.

TLC (1:1 ethyl acetate/hexane, p-anisaldehyde): R_f = 0.63, black.

Preparation 3 2-Bromo-1-methanesulfonyloxy-3-methyl-2-butene
(Formula A-4: R_{61} is CH_3 ; R_{60} is CH_3 ; R_{40} is CH_3) and

1-Azido-2-bromo-3-methyl-2-butene (Formula A-5: R_{61} is CH_3 ; R_{60} is CH_3) Refer to Chart A.

To a solution of 38.4 g of 2-bromo-3-methyl-2-buten-1-ol and 48.7 ml of triethylamine in 1 L of tetrahydrofuran at -5°C is added dropwise over 20 minutes 27.0 ml of methanesulfonyl chloride. The mixture is stirred at -5°C for 1 hr to produce 2-bromo-1-methanesulfonyloxy-3-methyl-2-butene. The reaction mixture is filtered (cake washed twice with 300 ml ether and 150 ml tetrahydrofuran) and 75 g of sodium azide in approximately 50 ml of water is added to the filtrate. The mixture is stirred at 0°C for 45 hr at which time TLC indicates complete conversion. The reaction mixture is poured into 2 L of water, extracted with methylene chloride first with 600 ml, then three times with 300 ml, the combined organic layers are washed with 300 ml of saturated aqueous sodium chloride, dried with magnesium sulfate, filtered and concentrated in vacuo to give 42.1 g of 1-azido-2-bromo-3-methyl-2-butene as a yellow liquid.

Physical characteristics are as follows:

2-Bromo-1-methanesulfonyloxy-3-methyl-2-butene: TLC (1:1 ethyl acetate/hexane, p-anisaldehyde): $R_f = 0.62$, purple.

1-Azido-2-bromo-3-methyl-2-butene: $^1\text{H NMR}$ (δ , CDCl_3): 4.19, 1.97, 1.88. TLC (1:1 ethyl acetate/hexane, p-anisaldehyde): $R_f = 0.67$, magenta.

Preparation 4

1-Amino-2-bromo-3-methyl-2-butene (Formula A-6: R_{81} is CH_3 ; R_{80} is CH_3) Refer to Chart A.

To a suspension of 17.6 g of lithium aluminum hydride in 1.0 L of ether is added dropwise over 1 hr., maintaining a temperature of 5-10°C, a solution of 42 g of 1-azido-2-bromo-3-methyl-2-butene in 78 ml of ether. This is stirred an additional 0.5 hr, then quenched by the sequential addition of 18.3 ml of water (dropwise over 0.5 hr.), 18.3 ml 15% aqueous potassium hydroxide, and 55 ml of water. Another 300 ml of ether is added and the mixture dried with magnesium sulfate, filtered (solids washed three times with 400 ml ether), and concentrated under reduced pressure to give 35.9 g of a yellow liquid. This is purified via vacuum distillation (0.1 Torr, bath temperature 60°C) to give 33.44 g of the title product as a colorless liquid.

Physical characteristics are as follows:

$^1\text{H NMR}$ (δ , CDCl_3): 3.54, 1.89, 1.84, 1.89-1.84.

TLC (1:1 ethyl acetate/hexane, p-anisaldehyde): $R_f = 0.10$, black.

IR (cm^{-1} , Chloroform): 3375, 2917, 1649, 1591, 1443, 1368.

Preparation 5

3-(1-Methylethylidene)-2-azetidinone (Formula A-7: R_{61} is CH_3 ; R_{60} is CH_3) Refer to Chart A.

5 A mixture of 4.71 g of 1-amino-2-bromo-3-methyl-2-butene, 1.68 g of tetrakis(triphenylphospine)palladium (0), 1.53 g of triphenylphospine, and 7.62 ml of tributylamine in 470-ml of dimethylformamide is heated at 125-130°C under an atmosphere of carbon monoxide (balloon) for 1.5 hr. The reaction is allowed to cool to room
10 temperature overnight, then the dimethylformamide is taken off in vacuo. To the crude residue is added approximately 40 ml of ethyl acetate. The mother liquor is decanted (filter stick), and the remaining solid washed two times with 15 ml of 25% ethyl acetate/pentane to give 1.32 g of a light yellow solid. A second crop is
15 obtained by cooling the combined washings and mother liquor to -78°C and filtering to give 196 mg of a light yellow solid. The mother liquor is concentrated in vacuo, dissolved in a minimum amount of ethyl acetate, cooled to -78°C, and the mother liquor decanted to give a brown, oily solid. This is purified by sublimation to give
20 193 mg of a white solid (m.p. = 156-158°C). Total weight = 1.71 g. The analytical sample is obtained after triple sublimation (0.01 Torr, bath temperature = 55-60°C).

Physical characteristics are as follows:

^1H NMR (δ , CDCl_3): 6.67, 3.70, 2.06, 1.73.

25 IR (cm^{-1} , Chloroform): 3439, 1739, 1440, 1371, 1131.

Mass spectrum (m/e): 111, 96, 82, 68, 67.

Exact mass found: 111.0680.

TLC (1:1 ethyl acetate/hexane, p-anisaldehyde): R_f = 0.23, baby blue.

30 Anal. found: C, 64.08; H, 8.11; N, 12.21.

Example 1

1-Acetyl-3-(1-methylethylidene)-2-azetidinone (Formula B-4: R_{61} is methyl, R_{60} is methyl and R_3 is methyl) Refer to Chart B.

A mixture of 0.030 g of 3-(1-methylethylidene)-2-azetidinone,
35 0.020 g of 4-N,N-dimethylaminopyridine, and 0.029 ml of acetic anhydride in 1 ml of pyridine is stirred at 20°C for 21.5 hours. The mixture is concentrated in vacuo, and the residue purified by preparative TLC (20 cm x 20 cm 1000 microns silica gel, 1:1 ethyl

acetate/hexane) to give 0.024 g of the title product as a white solid.

Physical characteristics are as follows:

^1H NMR (δ , CDCl_3): 3.97, 2.40, 2.14, 1.74.

5 IR (cm^{-1} , chloroform): 1775, 1716, 1684.

TLC (1:1 ethyl acetate/hexane, p-anisaldehyde): R_f = 0.47, light blue.

Example 2

3-(1-Methylethylidene)-1-(methylthioacetyl)-2-azetidinone (Formula B-4: R_{81} is methyl, R_{80} is methyl and R_3 is methylthiomethyl) Refer to Chart B.

10

Preparation of methylthioacetyl chloride: A solution of potassium hydroxide (31.36 g) in 250 ml methanol is added dropwise to a solution of ethyl (methylthio) acetate (25 g, 98% Aldrich) in 150 ml
15 methanol at 0°C. Upon concentrating in vacuo a white solid forms. The solid is dissolved in 100 ml water and extracted once with 100 ml of diethyl ether. The aqueous layer is adjusted to pH 3 with 3N aqueous hydrochloric acid and extracted twice with 150 ml of ethyl
20 acetate. The combined organic layers are washed once with 150 ml of brine, dried with magnesium sulfate, and concentrated in vacuo to give 18.3 g of the acid as a colorless liquid which solidifies on standing at 0°C. A mixture of the methylthioacetic acid (3.45 g) and 10 ml of thionyl chloride is refluxed until no more gas evolves. The solution turns gold in color. Excess thionyl chloride is removed by
25 distillation at 50°C at approximately 30 Torr vacuum followed by distillation of the acid chloride at approximately 0.1 Torr at 20°C to give 2.53 g of methylthioacetyl chloride as a colorless liquid:
 ^1H NMR (δ , CDCl_3): 3.66, 2.25.

To a solution of 3-(1-methylethylidene)-2-azetidinone (25 mg) and triethylamine (91 mg) in 2 ml of methylene chloride under argon at
30 0°C is added a solution of (methylthio)acetyl chloride (95 mg) in 1 ml of methylene chloride. The mixture is allowed to warm to 20°C overnight, then concentrated in vacuo. The residue is purified by chromatography on a Uniplate silica gel GF taper plate (eluted two
35 times in 20% ethyl acetate/hexane) to give 19.5 mg of the title product as a gold solid.

Physical characteristics are as follows:

^1H NMR (δ , CDCl_3): 4.0, 3.6-3.56, 2.21, 2.13, 1.82.

IR (cm^{-1} , chloroform): 3507, 2916, 1767, 1718, 1679, 1346, 1289, 1121.

Example 3 1-(Cyanoacetyl)-3-(1-methylethylidene)-2-azetidione (Formula B-4: R_{61} is methyl, R_{60} is methyl and R_3 is cyanomethyl) Refer to Chart B.

5 A mixture of 0.020 g of 3-(1-methylethylidene)-2-azetidinone, 0.017 g of 4,4-dimethylaminopyridine, 0.038 g of cyanoacetic acid, and 0.076 g of dicyclohexylcarbodiimide in 5 ml of freshly distilled tetrahydrofuran is stirred at 20°C under argon for 46 hrs. The
10 mixture is filtered, the solid washed with a small amount of ether, and the filtrate concentrated in vacuo. The residue is purified by preparative TLC (20 cm x 20 cm, 1000 microns silica gel, 1:1 ethyl acetate/hexane) to give 0.010 g of approximately 90% pure title product as a white solid.

15 Physical characteristics are as follows:

^1H NMR (δ , CDCl_3): 4.10, 3.96, 2.17, 1.87.

TLC (1:1 ethyl acetate/hexane, p-anisaldehyde): R_f = 0.51, green-brown.

Examples 4-10 (Refer to Chart B).

20 In Table I below, the N-acyl 3-isopropylidene 2-azetidinones of formula B-4 are prepared from 3-(1-methylethylidene)-2-azetidinone of formula B-1 (A-7) (Preparation 5) by one of the three acylation methods exemplified in Examples 1, 2 and 3 above: A) anhydride/-
4-N,N-dimethylaminopyridine, B) acid chloride/triethylamine, or C)
25 carboxylic acid/dicyclohexylcarbodiimide, respectively.

All of the N-acyl 3-isopropylidene 2-azetidinones of Table I below are of the formula B-4, wherein R_{61} is methyl, R_{60} is methyl and R_3 is as defined. The preferred method of preparation and the appropriate reactant are also specified.

30

TABLE I

Example	Method	Reactant	R ₃	Physical Data ^a
4	A	butyric anhydride	propyl	Exact mass:181.1106
5	A	valeric anhydride	butyl	Rf = 0.60
10	A	hexanoic anhydride	pentyl	¹ H NMR. (δ, CDCl ₃):3.94, 2.13, 1.85, 1.85-1.5, 1.15, 0.90.
15	B	octanoyl chloride	heptyl	Rf = 0.61
20	B	undecenoyl chloride	9-decen-1-yl	Rf = 0.58
20	C	4-pentynoic acid	3-butyn-1-yl	Rf = 0.63
25	B	6-bromo-hexanoyl chloride	5-bromo-pentyl	Exact mass:287.0503

^aThin layer chromatography (TLC) spots are visualized herein most often by spraying the TLC plate with p-anisaldehyde spray and heating the plate; visualization by UV light or using phosphomolybdic acid spray is also used as appropriate; other known methods could also be used. TLC Rf values are determined in 1:1 ethyl acetate:hexane unless otherwise indicated by a footnote as follows: ^b10% ethyl acetate in hexane (vol/vol); ^c30% ethyl acetate in hexane (vol/vol).

Examples 11 - 19 (Refer to Chart B).

General procedure for hydrogenation reactions: A mixture of the isopropylidene (e.g., 25 mg) of formula B-4 and 5 mg of 10% palladium/carbon or palladium black in 5 ml of ethyl acetate is alternately evacuated and filled with hydrogen gas from a balloon four times. The mixture is then stirred at 20°C for 2-24 hrs, until the absence of starting material is indicated by TLC. The mixture is then filtered through a short plug of Celite, the pad washed with 1 ml of ethyl acetate, and the filtrate concentrated in vacuo to produce the 3-isopropyl analogs of formula B-3, as listed in Table II below. The product is homogenous by TLC and ¹H NMR, and does not require subsequent purification.

All of the N-acyl 3-isopropyl 2-azetidinones of Table II below are of the formula B-3, wherein R_{61} is methyl, R_{60} is methyl and R_3 is as defined. The example in which the isopropylidene precursor is prepared is also specified.

5

TABLE II

	<u>Example</u>	<u>Precursor Example</u>	<u>R₃</u>	<u>Physical Data^a</u>
5	11	1	methyl	¹ H NMR (δ , CDCl ₃): 3.60, 3.29, 3.03, 2.37, 2.03, 1.1, 1.0.
	12	4	propyl	Exact mass: 183.1252
10	13	5	butyl	¹ H NMR (δ , CDCl ₃): 3.57, 3.28, 3.01, 2.67, 2.02, 1.85-1.2, 1.1, 1.0,
	0.9.			
	14	6	pentyl	Exact mass: 211.1569
15	15	7	heptyl	¹ H NMR (δ , CDCl ₃): 3.55, 3.26, 3.00, 2.64, 1.99, 1.7-1.4, 1.27,
	1.1-0.8.			
20	16	10	5-bromo-1-pentyl	Exact mass: 289.0664
	17	2	methyl-thio-methyl	¹ H NMR (δ , CDCl ₃): 3.8-3.5, 3.53, 3.36, 3.12, 2.20, 2.1, 1.1, 1.0.
25	18	3	cyano-methyl	Rf = 0.60
30	19	8	decyl	Exact mass: 239.1861

^aRefer to Footnote a of Table I.

Preparation 6 1-(Tert-butyldimethylsiloxy)-2-propanone
 35 (Formula A-1: R₈₀ is methyl, R₈₁ is tert-butyldimethylsiloxy-methyl) Refer to Chart A.

A mixture of 24.14 g of tert-butyldimethylsilyl chloride, 27.0 g of imidazole, and 15.0 ml of acetol in 100 ml of dry dimethyl-
 40 formamide is stirred at 35-40°C for 2 hr. The mixture is poured into 500 ml of water and extracted four times with 100 ml of hexane. The combined organic layers are washed with 20 ml of water, then 200 ml of saturated aqueous sodium chloride, dried with magnesium sulfate, and concentrated by rotary evaporation to give 31.28 g of the title
 45 product as a colorless liquid, homogeneous by TLC (Rf = 0.57, 20% ethyl acetate/hexane).

Physical characteristics are as follows:

¹H NMR (δ , CDCl₃): 4.08, 2.10, 0.87, 0.4.

Preparation 7

Methyl 2-bromo-4-tert-butyldimethylsiloxy-3-methyl[E,Z]-2-butenate (Formula A-2: R₆₁ is tert-butyldimethylsiloxy-methyl, R₆₀ is methyl or vice versa) Refer to Chart A.

5 To a slurry of 2.90 g of 50% sodium hydride dispersion in oil in 225 ml of freshly distilled tetrahydrofuran under nitrogen at room temperature is added over 10 min 9.4 ml (10.6 g) of trimethyl phosphono-acetate. (Caution: hydrogen evolution). The resulting thick, white suspension is stirred for 15 min, then 3.0 ml of bromine
10 is added dropwise over 10 min, followed by an additional 0.5 ml of bromine to maintain a light yellow coloration in the reaction mixture. The resultant slurry is cooled to 5°C and 2.8 g of 50% sodium hydride dispersion in oil is added with care in five portions. (Caution: hydrogen evolution). After the addition is
15 complete, the mixture is allowed to warm to room temperature with stirring for 12 min, then 10.33 g of 1-tert-butyldimethylsiloxypropanone in 10 ml of dry tetrahydrofuran is added over 5 min. The mixture is stirred at room temperature for 21 hr, then poured into 300 ml of water and 300 ml of ethyl acetate. The aqueous layer is
20 extracted two times with 150 ml of ethyl acetate, one time with 200 ml of ethyl acetate, and the combined organic layers washed two times with 500 ml of saturated aqueous sodium chloride, dried with magnesium sulfate, and concentrated by rotary evaporation to give 18.82 g of a dark amber oil. The residue is purified by medium pressure
25 liquid chromatography on a 5.5 x 35 cm 40-63 microns silica gel column. The column is eluted consecutively with 300 ml hexane, 1 L 1% ethyl acetate/hexane, 1 L 1.5% ethyl acetate/hexane, and finally 2.0% ethyl acetate/hexane, and 20 ml fractions are collected. Fractions 71-95 yield 5.85 g of a colorless oil, consisting by ¹H NMR
30 of 5:1 E and Z isomers of the title product. Fractions 96-100 yield 2.75 g of a 0.8:1 E and Z isomers of the title product. Fractions 101-105 yield 1.98 g of the title product as a colorless oil (0.4:1 E and Z isomers). An additional 1.18 g of the Z isomer of the title product is obtained in fractions 106-114, contaminated with uncharacterized
35 impurities.

Physical characteristics are as follows:

E isomer: ¹H NMR (δ, CDCl₃): 4.51, 3.78, 2.08, 0.89, 0.06.

Z isomer: ¹H NMR (δ, CDCl₃): 4.38, 3.76, 2.13, 0.90, 0.09.

E and Z isomers: mass spectrum (m/e): 324, 322, 309, 307, 89;
exact mass found: 307.0350; IR (cm^{-1} ,
 CDCl_3): 1712.

Preparation 8

5 2-Bromo-4-tert-butyldimethylsiloxy-3-methyl-[E,Z]-2-buten-1-ol (Formula A-3: R_{61} is tert-butyldimethylsiloxy-methyl, R_{60} is methyl or vice versa) Refer to Chart A.

To a solution of 10.26 g of methyl 2-bromo-4-tert-butyldimethylsiloxy-3-methyl-[E,Z]-2-buten-1-ol in 230 ml of freshly distilled tetrahydrofuran at -78°C under nitrogen is added dropwise over 10 min 50 ml (10.9 g) of a 25 wt% solution of DIBAL-H/toluene. The mixture is stirred at -78°C for 6.5 hr. TLC analysis indicates some starting material still present. The mixture is then warmed to -15°C (ice-salt bath) and stirred for 20 min, then quenched with 3.3 ml of acetone. The mixture is allowed to warm to room temperature, then 4.5 ml of dilute aqueous potassium hydroxide solution (prepared by adding 0.3 ml 15% aqueous potassium hydroxide to 9.5 ml of water) is added, and the mixture stirred 18 hr. A thick gelatinous precipitate is formed. Ether (500 ml) is added, and the mixture dried with magnesium sulfate. The mixture is filtered and the cake washed well two times with 100 ml of ether. The filtrate is concentrated in vacuo to give 8.34 g of a light yellow oil. The residue is purified by medium pressure liquid chromatography on a 5.5 x 35 cm 40-63 microns silica gel column. The column is eluted sequentially with 500 ml of 5% ethyl acetate/hexane, then 1 L each of 7.5%, 10%, 12.5%, and finally 15% ethyl acetate/hexane, taking 20 ml fractions after one initial 400 ml fraction. Fractions 9-34 yield 1.74 g of unreacted starting ester. Visualization of the TLC'd fractions is by UV and p-anisaldehyde stain. Fractions 55-79 yield 2.63 g of a colorless oil, the E isomer of the title product. Fractions 80-96 yield 2.03 g of a E and Z mixture of the title product as a colorless oil. Fractions 97-124 yield 0.90 g of pure Z isomer of the title product as a colorless oil.

Physical characteristics are as follows:

35 E isomer. $^1\text{H NMR}$ (δ , CDCl_3): 4.39, 4.20, 2.2, 1.90, 0.87, 0.07.
Z isomer: $^1\text{H NMR}$ (δ , CDCl_3): 4.35, 4.30, 1.86, 0.90, 0.09; IR (cm^{-1} , film): 3338, 1648; mass spectrum (m/e): 281, 279, 75; mass found: C, 45.11; H, 7.88; Br, 27.02.

Preparation 9

2-Bromo-4-tert-butyldimethylsiloxy-1-methanesulfonyloxy-3-methyl-[Z]-2-butene (Formula A-4: R_{61} is tert-butyldimethylsiloxy, R_{60} is methyl, R_{40} is methyl);
5 1-Tert-butyldimethylsiloxy-2-methyl-3-bromo-4-azido-[Z]-2-butene (Formula A-5: R_{61} is tert-butyldimethylsiloxy-methyl, R_{60} is methyl) Refer to Chart A.

To a solution of 23.2 g of 2-bromo-4-tert-butyldimethylsiloxy-3-methyl-[Z]-2-buten-1-ol and 15.3 ml of triethylamine in 500 ml of freshly distilled tetrahydrofuran at -5°C (salt-ice bath) under argon is added dropwise over 10 min 7.3 ml of methanesulfonyl chloride to produce 2-bromo-4-tert-butyldimethylsiloxy-1-methanesulfonyloxy-3-methyl-[Z]-2-butene. After 3.0 hr the reaction mixture is filtered,
15 and the triethylamine hydrochloride cake washed two times with 100 ml of tetrahydrofuran. The filtrate is combined with 45 ml dimethylformamide, cooled to 0°C , and combined with 20.9 g of sodium azide. TLC analysis after stirring at 3°C (cold room) for 64 hr shows complete conversion of starting material. The reaction mixture is poured into
20 600 ml of water, and extracted four times with 440 ml of ethyl acetate. The combined organic layers are washed with 800 ml saturated, aqueous sodium chloride, dried with potassium carbonate, filtered and concentrated in vacuo to give 22.4 g of 1-Tert-butyl-dimethylsiloxy-2-methyl-3-bromo-4-azido-[Z]-2-butene as a light tan
25 oil which is 90% pure by NMR.

Physical characteristics are as follows:

2-bromo-4-tert-butyldimethylsiloxy-1-methanesulfonyloxy-3-methyl-[Z]-2-butene: TLC (0.5% isopropyl alcohol/methylene chloride, p-anisaldehyde): $R_f = 0.54$, green-blue.

30 1-Tert-butyldimethylsiloxy-2-methyl-3-bromo-4-azido-[Z]-2-butene: $^1\text{H NMR}$ (δ , CDCl_3): 4.33, 4.15, 1.89, 0.94, 0.12. TLC (1:1 ethyl acetate/hexane, p-anisaldehyde): $R_f = 0.72$, (2% ethyl acetate/hexane), $R_f = 0.38$, green.

Likewise, the above procedure is used to obtain the E isomers of
35 the title products.

Preparation 10

1-Tert-butyldimethylsiloxy-2-methyl-3-bromo-4-amino-[Z]-2-butene (Formula A-6: R_{61} is methyl, R_{60} is tert-butyldimethylsiloxy-

methyl) and 1-Tert-butyldimethylsiloxy-2-methyl-3-bromo-4-amino-[E]-2-butene (Formula A-6: R_{61} is tert-butyldimethylsiloxy-methyl, R_{60} is methyl) Refer to Chart A.

5 To a slurry of 5.55 g of 95% lithium aluminum hydride in 530 ml ether cooled to 0°C, is added dropwise over 50 min a solution of 22.3 g of the azide, 1-tert-butyldimethylsiloxy-2-methyl-3-bromo-4-azido-[Z]-2-butene, in 175 ml ether, maintaining a reaction temperature of 2-5°C. TLC analysis after 5 min shows complete conversion of
10 starting material. The reaction is quenched with the cautious addition of 5.5 ml of water, followed by 5.5 ml of 15% aqueous potassium hydroxide, then 16.5 ml of water. The mixture is dried with potassium carbonate, filtered, and the filtrate concentrated in vacuo to give 18.44 g of a light yellow liquid. A 251 mg aliquot is
15 purified by preparative TLC (20 x 20 cm, 2000 microns silica gel, 1:1 ethyl acetate/hexane) to give 220 mg of pure 1-tert-butyldimethylsiloxy-2-methyl-3-bromo-4-amino-[Z]-2-butene. The bulk of the allylic amine is utilized without further purification.

Physical characteristics of the Z isomer are as follows:

20 $^1\text{H NMR}$ (δ , CDCl_3): 4.28, 3.54, 1.83, 1.62, 0.91, 0.09.

IR (cm^{-1} , chloroform): 3382, 1646.

TLC (1:1 ethylacetate/hexane, p-anisaldehyde): R_f = 0.16, yellow.

Mass spectrum (m/e, FAB): 294, 277, 162, 115, 73.

GC (3 ft. SP 2250, 150°C): Retention time = 3.92 min.

25 To a solution of 6.227 g of 1-tert-butyldimethylsiloxy-2-methyl-3-bromo-4-azido-[E]-2-butene in 140 ml of ether at 0°C is added 1.488 g of lithium aluminum hydride in several portions. The mixture is stirred at 0°C for 10 min, then 6.3 ml of water is cautiously added, followed by 6.3 ml of 15% aqueous potassium hydroxide, then 18.8 ml
30 of water. The resulting mixture is dried with potassium carbonate, and concentrated. The residue is purified by medium pressure liquid chromatography (4.5 x 26 cm, 55% ethyl acetate/hexane) to give 3.11 g of 1-tert-butyldimethylsiloxy-2-methyl-3-bromo-4-amino-[E]-2-butene.

Physical characteristics of the E isomer are as follows:

35 $^1\text{H NMR}$ (δ , CDCl_3): 4.1, 3.6, 1.95, 1.9, 0.9, 0.05.

Preparation 11

3-[Z]-(1-(tert-butyldimethylsilyloxymethyl)-ethylidene)-2-azetidinone (Formula C-1: R_{61} is methyl, R_{30} is hydrogen, $(R_{24})(R_{25})(R_{26})$ is

tert-butyldimethyl) and 3-[E]-
(1-(tert-butyldimethylsiloxyethylidene)-2-azetidinone (Formula C-6: R_{50} is methyl, R_{31} is hydrogen, $(R_{24})(R_{25})(R_{26})$ is tert-butyldimethyl) Refer to Chart C.

5
A mixture of 1.07 g of 1-tert-butyldimethylsiloxy-2-methyl-3-bromo-4-amino-[Z]-2-butene, 0.042 g of tetrakis(triphenylphosphine) palladium (0), 0.019 g of triphenylphosphine, and 0.56 ml of triethylamine in 80 ml dimethylformamide is heated at 95-100°C under an
10 atmosphere of carbon monoxide for 21.5 hr. GC analysis indicates complete conversion of starting material. The mixture is poured into 140 ml of water, extracted once with 70 ml of ether and three times with 33 ml of ether, and the combined organic layers washed with 33 ml of water, dried with magnesium sulfate, filtered and concentrated
15 in vacuo to give 0.99 g of a yellow crystalline solid. This solid is purified by medium pressure liquid chromatography on a 4.5 x 19.5 cm 40-63 microns silica gel column eluted with 40% ethyl acetate/-hexane. Taking 20 ml fractions, fractions 17-29 yield 0.626 g of 3-[Z]-(1-tert-butyldimethylsiloxyethylidene)-2-azetidinone as a
20 white crystalline solid, mp = 89.5-92.0°C.

Physical characteristics of the Z isomer are as follows:

$^1\text{H NMR}$ (δ , CDCl_3): 6.52, 4.50, 3.69, 1.78, 0.92, 0.12.

IR (cm^{-1} , mineral oil mull): 3414, 1748, 1724.

TLC (1:1 ethyl acetate/hexane, p-anisaldehyde): R_f = 0.43, bright
25 yellow.

Mass spectrum (m/e): 241, 226, 184,; exact mass found: 241.1492.

Anal. found: C, 59.46; H, 9.47; N, 5.74.

GC (3 ft SP 2250, 150°C): Retention time = 13.3 min.

A mixture of 1.256 g of 1-tert-butyldimethylsiloxy-2-methyl-3-bromo-4-amino-[E]-2-butene, 0.136 g of tetrakis(triphenylphosphine) palladium (0), 0.065 g of triphenylphosphine, and 0.47 ml of triethylamine in 60 ml of dimethylformamide all under an argon atmosphere, is alternately evacuated and filled four times with carbon monoxide via a balloon fitted with a needle, and stirred at 100°C for 4 hr.
30 TLC analysis at this time shows only partial conversion. TLC analysis after an additional 3.5 hr shows complete conversion of starting material. The reaction mixture is cooled to room temperature then poured into 200 ml of water and extracted once with 85 ml

of ether, three times with 40 ml of ether. The combined organic layers are washed with 40 ml of water, dried with magnesium sulfate, and concentrated in vacuo to give a brown oil with some yellow solid. The residue is purified by medium pressure liquid chromatography on a 4.0 x 17 cm 40-63 microns silica gel column eluted with 35% ethyl acetate/hexane. Collecting approximately 20 ml fractions, 20-32 yield 0.579 g of 3-[E]-(tert-butyldimethylsiloxy-methylethylidene)azetidin-2-one as a light yellow solid (m.p. = 87°C). In addition, fractions 33-50 give 0.075 g of 50% pure 3-[E]-(tert-butyl-dimethylsiloxy-methylethylidene)azetidin-2-one as tan crystals.

Physical characteristics of the E isomer are as follows:

$^1\text{H NMR}$ (δ , CDCl_3): 5.75, 4.12, 3.84, 1.95, 0.90, 0.06.

IR (cm^{-1} , CDCl_3): 3533, 1736.

Mass spectrum (m/e, FAB): 242, 73.

Exact mass found: 280.1119.

Preparation 12

3-[Z]-(1-(Hydroxymethyl)ethylidene)-2-azetidinone (Formula C-2 (D-1): R_{30} is hydrogen, R_{61} is methyl), and 3-[E]-(1-(hydroxymethyl)-ethylidene)-2-azetidinone Refer to Chart C.

To a solution of 2.162 g of silyl ether 3-[Z]-(1-tert-butyldimethylsiloxy-methylethylidene)-2-azetidinone, in 50 ml of dry tetrahydrofuran at 20°C under argon atmosphere, is added at once 27 ml of 1 M tetrabutylammonium fluoride/tetrahydrofuran. The mixture is stirred for 1 hr, then concentrated by rotary evaporation; the residue is immediately chromatographed on a 4 cm x 22 cm column 40-63 microns silica gel (gradient elution with 25%, 35%, and finally 65% acetone/methylene chloride) to give 1.006 g of 3-[Z]-(1-hydroxymethylethylidene)-2-azetidinone as a light yellow solid.

Physical characteristics of the Z isomer are as follows:

TLC (1:1 ethyl acetate/hexane): R_f = 0.06; (1:1 methylene chloride/acetone, p-anisaldehyde): R_f = 0.49, yellow.

$^1\text{H NMR}$ (δ , CD_3OD): 4.39, 3.72, 1.82, 1.57.

IR (cm^{-1} , Nujol): 3290, 1724, 1461.

Mass spectrum (m/e, FAB): KI added gives 166.

Mass found: 166.0266.

To a solution of 1.31 g of silyl ether 3-[E]-(1-tert-butyldimethylsiloxy-methylethylidene)azetidin-2-one, in 30 ml of tetrahydrofuran at 20°C is added 16 ml of 1 M tetrabutylammonium fluoride/-

tetrahydrofuran. The mixture is stirred for 1 hr, then concentrated in vacuo and the residue immediately chromatographed on a 5.5 cm x 24 cm 63-200 microns silica gel column, (20%, 30%, 50%, and finally 75% acetone/methylene chloride eluant) to give 0.634 g of 3-[E]-(1-

5 hydroxymethylethylidene)-2-azetidinone as a white crystalline solid.

Physical characteristics of the E isomer are as follows:

TLC (100% ethyl acetate/hexane, p-anisaldehyde): $R_f = 0.14$, yellow.

IR (cm^{-1} , Nujol): 3202, 1720.

10 $^1\text{H NMR}$ (δ , CD_3OD): 4.06, 3.83, 1.97.

Mass spectrum (m/e, FAB): 128 observed.

Preparation 13

3-[Z]-(1-(acetoxymethyl)ethylidene)-2-azetidinone; (Formula D-3: R_{81} is methyl, R_{30} is hydrogen, R_5 is methyl) Refer to Chart D.

15 A solution of 0.34 g of alcohol, 3-[Z]-(1-hydroxymethylethylidene)-2-azetidinone, in 3 ml of dry pyridine and 1 ml of acetic anhydride is stirred at 20°C for 18 hr. The mixture is poured into 25 ml of water and extracted three times with 10 ml of methylene chloride. The combined organic layers are washed with 10 ml of

20 saturated aqueous sodium chloride, dried with sodium sulfate, and concentrated in vacuo to give 0.258 g of a yellow oil. On standing at -10°C overnight, the oil partially crystallizes. The mixture is triturated with 1 ml of hexane and 5 ml of ether, which serves to dissolve the oil. The ether-hexane layer is decanted from the solid,

25 and the white crystalline solid washed two times with 1 ml of ether. These washes are combined with the mother liquor to yield 0.170 g of a yellow oil upon evaporation of the solvent. The slightly off-white crystals are collected to give 0.093 g (m.p. = 93-97°C) of 3-[Z]-(1-acetoxymethylethylidene)-2-azetidinone. The mother liquor is

30 purified by preparative TLC (1000 microns, 20 x 20 cm silica gel, 1:1 ethyl acetate/hexane) to give an additional 0.053 g of 3-[Z]-(1-acetoxymethylethylidene)-2-azetidinone as a white crystalline solid.

Physical characteristics are as follows:

$^1\text{H NMR}$ (δ , CDCl_3): 6.8-6.5, 4.95, 3.74, 2.10, 1.77.

35 TLC (1:1 ethyl acetate/hexane): $R_f = 0.15$.

Likewise, the above procedure is used to obtain the E isomer of the title product.

Preparation 14

(Z)-3-[1-Methyl-2-(1-oxobutoxy)ethylidene]-2-azetidinone (Formula D-3: R₆₁ is methyl, R₃₀ is hydrogen, R₅ is n-propyl) Refer to Chart D.

5 A mixture of 0.092 g of 3-[Z]-(1-hydroxymethylethylidene)-2-azetidinone and 1.2 ml of butyric anhydride in 5.0 ml of pyridine is stirred at 20°C for 20 hr. TLC analysis shows complete conversion of starting material. After the standard workup, 0.373 g of a tan and white solid is obtained, which is purified by preparative TLC (2000
10 microns, 20 x 20 cm silica gel, 1:1 ethyl acetate/hexane) to give 0.105 g of the title product as a white crystalline solid, m.p. = 81.5-86.0°C.

Physical characteristics are as follows:

¹H NMR (δ, CDCl₃): 6.95, 4.98, 3.76, 2.32, 1.78, 1.8-1.4, 0.98.

15 IR (cm⁻¹, mineral oil mull): 3225, 1735, 1715.

Mass spectrum (m/e): 198, 182, 169, 154, 126; exact mass found: 198.1126.

Example 20

1-Acetyl-3-[Z]-(1-(acetoxymethyl)ethylidene)-2-azetidinone (Formula D-2: R₆₁ is methyl, R₃₀ is hydrogen, R₃ is methyl, R₅ is methyl) Refer to Chart D.

20 A mixture of 0.032 g of 3-[Z]-(1-hydroxymethylethylidene)-2-azetidinone, 0.002 g of 4-N,N-dimethylaminopyridine, and 1.0 ml of acetic anhydride in 3.0 ml of pyridine is stirred at 20°C for 6 hr. After
25 the standard workup procedure, 0.082 g of a light yellow oil is obtained. The residue is chromatographed on silica gel 40-63 microns (0.5 cm x 9 cm, 1:1 ethyl acetate/hexane, 0.5 ml fractions). Fractions 3-5 give 0.044 g of 1-acetyl-3-[Z]-(1-acetoxymethylethylidene)-2-azetidinone as a light yellow oil. TLC analysis indicates
30 minor impurities. A 0.028 g sample is purified by preparative TLC (1000 microns, 1:1 ethyl acetate, 20 cm x 20 cm in silica gel) to give 0.0221 g of pure 1-acetyl-3-[Z]-(1-acetoxymethylethylidene)-2-azetidinone as a colorless oil which crystallizes on standing at -10°C to give a light yellow solid, m.p. = 53-55°C.

35 Physical characteristics are as follows:

¹H NMR (δ, CDCl₃): 5.00, 4.02, 2.42, 2.13, 1.87.

TLC (1:1 ethyl acetate/hexane) R_f = 0.34.

IR (cm⁻¹, CDCl₃): 1779, 1739, 1689.

Exact mass found: 212.0934.

Example 21 (Z)-3-[1-Methyl-2-(1-oxoheptyloxy)ethylidene]-1-(1-oxoheptyl)-2-azetidinone (Formula D-2: R₆₁ is methyl, R₃₀ is hydrogen, R₅ is n-hexyl, R₃ is n-hexyl) Refer to Chart D.

To a solution of 0.021 g of 3-[Z]-(1-hydroxymethylethylidene)-2-azetidinone and 0.049 ml of triethylamine in 5 ml of methylene chloride at 0°C is added 0.054 ml of heptanoyl chloride over 30 sec. The mixture is stirred at 0°C for 30 min, then at 20°C for 1.6 hr. TLC shows incomplete conversion. After an additional 2 equivalents each of triethylamine and heptanoyl chloride is added (0°C), the mixture is again stirred at 20°C for 1.7 hr. Finally 0.1 ml each of the above two reagents are added at 20°C, and after 19 hr, the mixture is concentrated in vacuo. The residue is purified by preparative TLC (1000 microns, 20 cm x 20 cm, 1:1 ethyl acetate/hexane) to give 0.035 g of the title product as an oily solid.

Physical characteristics are as follows:

¹H NMR (δ, CDCl₃): 5.00, 4.02, 2.72, 2.35, 1.86, 1.73-0.77.

IR (cm⁻¹, chloroform): 1776, 1733, 1692.

TLC (1:1 ethyl acetate/hexane, p-anisaldehyde): R_f = 0.65, yellow.

Example 22 [Z]-1-(4-Cyclohexyl-1-oxobutyl)-3-[1-methyl-2-(1-oxobutoxy)ethylidene]-2-azetidinone (Formula D-2: R₆₁ is methyl, R₃₀ is hydrogen, R₅ is n-propyl, R₃ is 3-cyclohexyl-n-propyl) Refer to Chart D.

A mixture of 0.012 g of (Z)-3-[1-methyl-2-(1-oxobutoxy)ethylidene]-2-azetidinone, 0.031 g of cyclohexanebutyric acid, 0.038 g of N,N-dicyclohexylcarbodiimide, and 0.011 g of N,N-dimethylaminopyridine in 1.5 ml of methylene chloride is stirred at 20°C for 22.5 hr. TLC analysis indicates complete conversion of starting material. The reaction mixture is immediately purified by preparative TLC (1000 microns, 20 x 20 cm, silica gel, 1% acetone/chloroform) to give 0.022 g of the title product as a white solid.

Physical characteristics are as follows:

¹H NMR (δ, CDCl₃): 4.99, 3.98, 2.68, 2.33, 1.83, 1.9-1.45, 1.37-0.68, 0.95.

IR (cm⁻¹, chloroform): 1775, 1735, 1692.

TLC (1:1 ethyl acetate/hexane, p-anisaldehyde): R_f = 0.68; (1% acetone/methylene chloride): R_f = 0.31, yellow.

Mass spectrum (m/e, FAB): 350, 280, 252, 225, 128; upon addition of potassium iodide a peak at m/e = 388.

5 Exact mass found: 388.1901.

Examples 23 - 45 (Refer to Chart D)

In Table III below, the O,N-bisacyl E and Z alkylidene-2-azetidionones are prepared by one of the three acylation methods exemplified in Examples 20, 21 and 22 above: A) anhydride/4-N,N-dimethylamino-pyridine, B) acid chloride/triethylamine or C) carboxylic acid/di-cyclohexylcarbodiimide, respectively. The bisacyl analogs wherein R_5 and R_3 are different are prepared from the formula D-3 precursor of Preparation 13 or 14, as indicated. The bisacyl analogs wherein R_5 and R_3 are the same are prepared from the formula D-1 (C-2) precursor of Preparation 12, as specified.

Standard workup for acylations: To the stirring reaction mixture (in 2 ml of pyridine, e.g.) is added 4 ml each of methylene chloride and saturated aqueous ammonium chloride and the mixture briefly stirred (or shaken). The layers are separated, and the aqueous layer is extracted twice with 4 ml of methylene chloride. The combined organic layers are dried with magnesium sulfate, concentrated by rotary evaporation, and the residual pyridine removed in vacuo (approximately 0.05 Torr). The residue is then purified by the appropriate chromatographic method.

In Examples 31 and 42 below, using the acid chloride method, acid-catalyzed olefin isomerization occurs. Acylation of the Z isomer of Preparation 12 results in complete isomerization of the double bond to give the E isomer of Example 42. Acylation of the E isomer of Preparation 12 results in partial olefinic isomerization to give a mixture of the E and Z isomers of Example 31.

All of the O,N-bisacyl E and Z alkylidene-2-azetidionones of Table III below are of the formula D-2, wherein R_{51} is methyl, R_{30} is hydrogen and R_3 and R_5 are as defined. The preferred method of preparation and the appropriate reactant are also specified.

In Table IV below, physical data are given for the O,N-bisacyl E and Z alkylidene-2-azetidionones prepared in Table III.

TABLE III

	<u>Example</u>	<u>Method</u>	<u>Precursor</u>	<u>Reactant</u>	R_5	R_3
5	23 2CH ₃	A	Prep. 13	butyric anhydride	CH ₃	(CH ₂) ₁
10	24	A	Prep. 13	hexanoic anhydride	CH ₃	(CH ₂) ₄ CH ₃
	25	A	Prep. 12 (Z isomer)	chloroacetic anhydride	CH ₂ Cl	CH ₂ Cl
15	26	A	Prep. 12 (Z isomer)	hexanoic anhydride	(CH ₂) ₄ CH ₃	(CH ₂) ₄ CH ₃
	27	A	Prep. 14	acetic anhydride	(CH ₂) ₂ CH ₃	CH ₃
20	28	A	Prep. 12 (Z isomer)	butyric anhydride	(CH ₂) ₂ CH ₃	(CH ₂) ₂ CH ₃
25	29	B	Prep. 14	isobutyryl chloride	(CH ₂) ₂ CH ₃	CH(CH ₃) ₂
	30	A	Prep. 14	hexanoic anhydride	(CH ₂) ₂ CH ₃	(CH ₂) ₄ CH ₃
30	31	B	Prep. 14	octanoyl chloride	(CH ₂) ₂ CH ₃	(CH ₂) ₆ CH ₃
	32	B	Prep. 14	10-undecenoyl chloride	(CH ₂) ₂ CH ₃	(CH ₂) ₈ - CH=CH ₂
35	33	B	Prep. 14	3-phenyl- propionyl- chloride	(CH ₂) ₂ CH ₃	CH ₂ CH ₂ - phenyl
40	34	C	Prep. 14	succinic acid mono benzyl ester	(CH ₂) ₂ CH ₃	(CH ₂) ₂ - CO ₂ CH ₂ - phenyl
45	35	B	Prep. 14	benzoyl chloride	(CH ₂) ₂ CH ₃	phenyl
	36	C	Prep. 14	4-(2-thienyl) butyric acid	(CH ₂) ₂ CH ₃	(CH ₂) ₃ -2- thienyl
50	37	B	Prep. 14	3-chloro- propionyl chloride	(CH ₂) ₂ CH ₃	CH=CH ₂ ¹
55	38	C	Prep. 14	N-(carbo-	(CH ₂) ₂ CH ₃	N-(carbo-

				benzyl- oxy)-L- proline		ben- zyloxy)- L-prolyl ²
5	39	A	Prep. 12 (E isomer)	acetic anhydride	CH ₃	CH ₃
	40	A	Prep. 13 (E isomer)	butyric anhydride	CH ₃	(CH ₂) ₂ CH ₃
10	41	A	Prep. 12 (E isomer)	butyric anhydride	(CH ₂) ₂ CH ₃	(CH ₂) ₂ CH ₃
15	42	B	Prep. 12 (Z isomer)	isobutyryl chloride	CH(CH ₃) ₂	CH(CH ₃) ₂
	43	C	Prep. 12 (E isomer)	4-cyclo- hexylbuty- ric acid	(CH ₂) ₃ - cyclohexyl	(CH ₂) ₃ - cyclo- hexyl
20	44	C	Prep. 12 (E isomer)	trans-2- hexenoic acid	CH=CH- (CH ₂) ₂ CH ₃	CH=CH- (CH ₂) ₂ CH ₃
25	45	C	Prep. 12 (E isomer)	trans-3- hexenoic acid	CH ₂ CH= CHCH ₂ CH ₃	CH ₂ CH= CHCH ₂ CH ₃

30 ¹Under the conditions of the acylation, HCl is eliminated producing this carbon-carbon double bond.

²This name is for the fragment R₃CO-.

TABLE IV

	<u>Example</u>	<u>Physical Data^a</u>
5	23	Rf = 0.50
	24	Rf = 0.53
	25	Rf = 0.50
10	26	Exact mass: 362.1749
	27	Rf = 0.58
15	28	Exact mass: 268.1533
	29	Rf = 0.57
	30	Rf = 0.57
20	31	Rf = 0.67 (E & Z isomer)
	32	Rf = 0.61
25	33	Rf = 0.59
	34	Rf = 0.48
30	35	Rf = 0.11 ^b
	36	Exact mass: 350.1408
	37	Rf = 0.54
35	38	Rf = 0.37
	39	Rf = 0.44
40	40	Rf = 0.54
	41	Rf = 0.7, Rf = 0.10 ^b
	42	Rf = 0.37 (E isomer)
45	43	Rf = 0.71
	44	Rf = 0.50 ^c
50	45	Rf = 0.47

^aRefer to Footnote a in Table I.

Example 46 (Z)-1-Acetyl-3-[2-(chloroacetyloxy)-1-methylethylidene]-2-azetidinone (Formula D-2: R_{61} is methyl, R_{30} is hydrogen, R_3 is methyl, R_5 is methylchloro) Refer to Chart D.

5 Preparation of (Z)-3-[2-chloroacetyloxy]-1-methylethylidene]-2-azetidinone: A mixture of 0.0091 g of 3-[Z]-(1-hydroxymethylethylidene)-2-azetidinone and 0.243 g of chloroacetic anhydride in 1.4 ml of pyridine is stirred at 20°C for 3.5 hr, then 5 ml each of methylene chloride and water are added and the mixture stirred for 30 min.

10 The layers are separated and the aqueous layer extracted two times with 4 ml of methylene chloride. The combined organic layers are washed two times with 5 ml of saturated aqueous ammonium chloride, dried with magnesium sulfate, and concentrated in vacuo to give 0.015 g of a yellow oil. The residue is purified by chromatography (1:1

15 ethyl acetate/hexane, 6 cm x 0.5 cm silica gel 40-63 microns, 1 ml fractions) to give in fractions 3 and 4, 1.2 mg of (Z)-1-chloroacetyl-3-[2-(chloroacetyloxy)-1-methylethylidene]-2-azetidinone as a yellow oil; and fractions 7-13, inclusive, affords 0.0033 g of the mono-0-chloroacetyl compound as a colorless oil, which crystallizes

20 on standing at 0°C: TLC (1:1 ethyl acetate/hexane, UV): $R_f = 0.22$.

A solution of 0.0033 g of (Z)-3-[2-(chloroacetyloxy)-1-methylethylidene]-2-azetidinone, 0.001 g of 4-dimethylaminopyridine, and 0.3 ml (200 fold excess) of acetic anhydride in 1.0 ml of pyridine is stirred at 20°C for 17 hr. To the orange mixture is added 5 ml each

25 of methylene chloride and saturated aqueous ammonium chloride and the aqueous layer extracted with 1 ml of methylene chloride. The combined organic layers are dried with magnesium sulfate and concentrated in vacuo to give 0.013 g of an orange residue. The residue is chromatographed (1:1 ethyl acetate/hexane, 5 cm x 0.5 cm silica

30 gel 40-63 microns, 1 ml fractions) to give in fraction 4, 0.0010 g of the title compound as a colorless oil. (Fractions 3 and 5 yield an additional 0.0015 g of approximately 50% pure material).

Physical characteristics are as follows:

$^1\text{H NMR}$ (δ , CDCl_3): 5.07, 4.10, 4.02, 2.40, 1.86.

35 TLC (1:1 ethyl acetate/hexane, UV): $R_f = 0.40$.

Example 47 [Z]-1-[6-(N-Carbobenzyloxy) amino-1-oxohexyl]-3-[1-methyl-2-(1-oxobutoxy)ethylidene]-2-azetidinone (Formula D-2: R_{61} is methyl, R_{30} is hydrogen, R_5 is n-propyl and

R₃ is 5-(N-carbobenzyloxy)amino-pentyl) Refer to Chart D.

Preparation of 6-(N-carbobenzyloxy)aminocaproic acid: To a solution of 8.2 g 6-aminocaproic acid in 50 ml of 2 N aqueous sodium hydroxide at 0°C is added simultaneously by slow dropwise addition over 15 min 8.9 ml benzylchloroformate and 25 ml 4 N aqueous sodium hydroxide. The mixture is stirred for an additional 20 min then extracted with 75 ml ether. The aqueous phase is acidified to pH 1, filtered, and the resulting white solid washed with cold water, taken up in chloroform, washed with saturated sodium chloride, dried with magnesium sulfate, filtered, and concentrated in vacuo to give 15.14 g of 6-(N-carbobenzyloxy)aminocaproic acid as a white crystalline solid.

A mixture of 0.232 g of (Z)-3-[1-methyl-2-(1-oxobutoxy)ethylidene]-2-azetidinone, 0.469 g of 6-(N-carbobenzyloxy)amino caproic acid, 0.486 g of N,N'-dicyclohexylcarbodiimide, and 0.216 g of N,N-dimethylaminopyridine in 3 ml methylene chloride is stirred at 20°C for 17.5 hr. At this time the reaction solution is filtered and the filtrate concentrated in vacuo to give 1.1 g of a yellow solid. This is purified by preparative TLC (2-20 cm x 20 cm, 2000 microns silica gel plates, 1:1 ethyl acetate/hexane) to give 525 mg (quantitative yield) of the title product as a yellow solid.

Physical characteristics are as follows:

¹H NMR (δ, CDCl₃): 7.29, 5.05, 4.98, 3.98, 3.16, 2.69, 2.31, 1.82, 1.9-1.08, 0.93.

TLC (1:1 ethyl acetate/hexane, UV): R_f = 0.46.

Example 48 (Z)-1-Acetyl-3-(2-benzylamino-1-methylethylidene)-2-azetidinone and (E)-1-Acetyl-3-(2-benzylamino-1-methylethylidene)-2-azetidinone.

To a 10 ml flask charged with 0.0045 g of triphenylphosphine and 0.0125 g of (Z)-1-acetyl-3-(1-acetyloxymethylethylidene)-2-azetidinone, previously evacuated and filled with argon is added 0.016 g of tetrakis(triphenylphosphine)palladium (0), and the flask alternately evacuated and filled four times with argon. Tetrahydrofuran (4 ml) is added via syringe, and the solution degassed with argon, then 0.012 ml of triethylamine and 0.010 ml of benzyl amine are added, and the mixture stirred at 20°C in the dark for 42 hr. The mixture is TLC'd and then concentrated in vacuo. The residue is purified by

preparative TLC (300-1000 microns silica gel Taper plate, Analtech, 60% ethyl acetate/hexane) to give 0.0028 g of a colorless oil, identified as (E)-1-acetyl-3-(2-benzylamino-1-methylethylidene)-2-azetidinone (E, R_f = 0.53), and 0.0025 g of a colorless oil, assigned
5 as (Z)-1-acetyl-3-(2-benzylamino-1-methylethylidene)-2-azetidinone (Z, R_f = 0.27).

Physical characteristics of the E isomer are as follows:

¹H NMR (δ, CDCl₃): 7.30, 4.04, 3.72, 3.29, 2.41, 2.13.

IR (cm⁻¹, CDCl₃): 1770, 1684, 1594, 1362, 1317.

10 Mass spectrum (m/e, FAB): 259.

Exact mass found: 259.1427.

Physical characteristics of the Z isomer are as follows:

¹H NMR (δ, CDCl₃): 7.28, 3.92, 3.73, 3.62, 2.34, 1.82.

IR (cm⁻¹, CDCl₃): 1773, 1689, 1600, 1320.

15 Mass spectrum (m/e, FAB): 259.

Examples 49-67 (Refer to Chart D).

General procedure for hydrogenation reactions: A mixture of the isopropylidene precursor (e.g. 25 mg) of formula D-2 and 5 mg of 10% palladium/carbon in 5 ml of ethyl acetate is alternately evacuated
20 and filled with hydrogen (via a balloon) four times. The mixture is then stirred at room temperature from 2-24 hrs, until the absence of starting material is indicated by TLC. The mixture is then filtered through a short plug of Celite, the pad washed with 1 ml of ethyl acetate, and the filtrate concentrated in vacuo to produce the
25 isopropyl analogs of formula D-5 as listed in Table V below. In most cases, TLC analysis indicates only one spot. Catalytic hydrogenation of the Z olefin provides the RR/SS racemate and of the E olefin provides the RS/SR racemate. The N-succinoyl analog of example 60 and the N-propyl congener of example 63 are derived from the cor-
30 responding benzyl ester and the N-carbobenzyloxy-protected alkylidene, respectively. Both protecting groups are removed by concomitant hydrogenolytic cleavage during olefin reduction.

All of the O,N-bisacyl-E and Z isopropyl-2-azetidinones of Table V below are of the formula D-5 wherein R₆₁ is methyl, R₃₀ is hydrogen
35 and R₅ and R₃ are as defined. The example in which the isopropylidene precursor is prepared is also specified.

In Table VI below, physical data are given for the dihydro analogs prepared in Table V.

TABLE V

	<u>Example</u>	<u>Precursor Example</u>	R_5	R_3
5	49	20	CH ₃	CH ₃
	50	23	CH ₃	(CH ₂) ₂ CH ₃
10	51	27	(CH ₂) ₂ CH ₃	CH ₃
	52	28	(CH ₂) ₂ CH ₃	(CH ₂) ₂ CH ₃
	53	30	(CH ₂) ₂ CH ₃	(CH ₂) ₄ CH ₃
15	54	31	(CH ₂) ₂ CH ₃	(CH ₂) ₆ CH ₃
	55	32	(CH ₂) ₂ CH ₃	(CH ₂) ₉ CH ₃
	56	29	(CH ₂) ₂ CH ₃	CH(CH ₃) ₂
20	57 hexyl	22	(CH ₂) ₂ CH ₃	(CH ₂) ₃ -cyclo-
25	58	26	(CH ₂) ₄ CH ₃	(CH ₂) ₄ CH ₃
	59	21	(CH ₂) ₅ CH ₃	(CH ₂) ₅ CH ₃
	60	34	(CH ₂) ₂ CH ₃	(CH ₂) ₂ CO ₂ H
30	61	35	(CH ₂) ₂ CH ₃	phenyl
	62	36	(CH ₂) ₂ CH ₃	(CH ₂) ₃ -2-thienyl
35	63	38	(CH ₂) ₂ CH ₃	L-prolyl ³
	64	39	CH ₃	CH ₃
	65	40	CH ₃	(CH ₂) ₂ CH ₃
40	66	41	(CH ₂) ₂ CH ₃	(CH ₂) ₂ CH ₃
	67 hexyl	43	(CH ₂) ₃ -cyclohexyl	(CH ₂) ₃ -cyclo-

45 ³This name is for the fragment R₃CO-.

TABLE VI

	<u>Example</u>	<u>Physical Data^a</u>
5	49	Rf = 0.49
	50	¹ H NMR (δ , CDCl ₃): 4.00, 3.7-3.0, 2.62, 2.4-2.1, 2.04, 1.8-1.5, 1.1, 0.94.
10	51	Rf = 0.54
	52	Rf = 0.67
	53	Exact mass: 298.2021
15	54	¹ H NMR (δ , CDCl ₃): 4.00, 3.8-3.1, 2.66, 2.25, 1.8-1.4, 1.3, 1.1, 0.92.
20	55	¹ H NMR (δ , CDCl ₃): 4.0, 3.82-3.02, 2.64, 2.26, 2.4-2.12, 1.76-1.48, 1.24, 1.11, 0.92, 0.86.
	56	¹ H NMR (δ , CDCl ₃): 4.01, 3.75-2.78, 2.4-2.2, 1.87-1.4, 1.3-1.0, 0.95.
25	57	Exact mass: 390.2049
	58	Exact mass: 325.2255
30	59	¹ H NMR (δ , CDCl ₃): 3.98, 3.84-3.00, 2.74, 2.26, 1.9-1.5, 1.3, 1.13, 0.9.
	60	Exact mass: 338.0996
35	61	¹ H NMR (δ , CDCl ₃): 8.15-7.9, 7.6-7.3, 4.2-3.5, 3.4-3.15, 2.30, 1.8-1.4, 1.16, 0.94.
40	62	¹ H NMR (δ , CDCl ₃): 7.09, 6.83-6.69, 4.00, 3.75-3.0, 3.0-2.64, 2.28, 2.4-2.1, 2.17-1.89, 1.88-1.48, 1.11, 0.94.
	63	Rf = 0.35
	64	Exact mass: 212.0915
45	65	Exact mass: 280.0926
	66	Rf = 0.64
50	67	Exact mass: 433.3200

^aRefer to Footnote a in Table I.

Example 68 [3S*(S*)]-(±)-[1-Methyl-2-(1-oxobutoxy)ethyl]-1-(1-oxopropenyl)2-azetidinone (Formula C-4: R_{S1} is methyl,

R_3 is hydrogen, R_2 is n-propyl and R_1 is ethenyl) Refer to Chart C.

Preparation of [3S*(S*)]-(±)-[1-methyl-2-(1-oxobutoxy)ethyl]-2-azetidinone: To a solution of 0.090 g of (Z)-3-[1-methyl-2-(1-oxobutoxy)ethylidene]-2-azetidinone in 1.5 ml of ethyl acetate is added 0.003 g of 10% palladium on carbon. This is stirred under hydrogen for 18 hr. TLC analysis at this time indicates only 50% conversion of starting material, so 0.003 g of 10% palladium/carbon is added and the reaction stirred under hydrogen at room temperature for 3 days. TLC analysis at this time shows complete conversion of starting material. The reaction mixture is filtered and concentrated in vacuo to give 0.045 g of a tan oil. The residue is purified by preparative TLC (1000 microns, 20 x 20 cm silica gel, 1:1 acetone/methylene chloride) to give 0.029 g of [3S*(S*)]-(±)-[1-methyl-2-(1-oxobutoxy)ethyl]-2-azetidinone as an off-white crystalline solid.

Alternatively, a mixture of 0.012 g of (Z)-3-[1-methyl-2-(1-oxobutoxy)ethylidene]-2-azetidinone and 0.001 g of 10% palladium on carbon in 0.5 ml absolute ethanol is stirred under hydrogen at room temperature for 18.5 hr. TLC analysis indicates complete conversion of starting material. The reaction mixture is filtered and concentrated in vacuo to give 0.004 g of [3S*(S*)]-(±)-[1-methyl-2-(1-oxobutoxy)ethyl]-2-azetidinone as a colorless oil.

To a solution of 0.003 g of [3S*(S*)]-(±)-[1-methyl-2-(1-oxobutoxy)ethyl]-2-azetidinone and 15 ml of triethylamine in 1.0 ml methylene chloride at 20°C is added 42 ml (approximately 22-fold excess) of 3-chloropropionylchloride (prepared from 3-chloropropionic acid by refluxing in thionyl chloride) over 5 sec. TLC analysis after stirring the mixture for 2.5 hr. indicates complete conversion of starting material. The mixture is concentrated in vacuo, and the residue purified by preparative TLC (1000 microns, 20 x 20 cm silica gel, 1:1 ethyl acetate/hexane) to give 4.2 mg of the title product as a yellow oil.

Physical characteristics are as follows:

$^1\text{H NMR}$ (δ , CDCl_3): 7.1-6.4, 5.9-5.8, 4.01, 3.7-3.0, 2.28, 2.4-2.1, 1.62, 1.15, 0.94.

TLC (1:1 ethyl acetate/hexane, UV): R_f = 0.58.

Example 69 1-(6-Amino-1-oxohexyl)-3-(1-methylethyl)-2-azetidinone

To a solution of 0.8 g [Z]-1-[6-(N-carbobenzyloxy)amino-1-oxo-hexyl]-3-[1-methyl-2-(1-oxobutoxy)ethylidene]-2-azetidinone in 10 ml ethyl acetate, is added 0.5 g palladium black. This is stirred under hydrogen for 18.5 hr at which time TLC indicates complete conversion of starting material. The reaction mixture is filtered, and the filtrate concentrated in vacuo to give 0.620 g of a yellow, cloudy viscous oil. ¹H NMR of the crude mixture indicates that hydrogenolysis of the allylic ester has predominately taken place to give the title product.

Physical characteristics are as follows:

¹H NMR (δ , CDCl₃): 3.58, 3.15-3.38, 2.66, 1.07, 0.98.

TLC (1:1 ethyl acetate/hexane, p-anisaldehyde): R_f = 0, white.

Example 70 (\pm)-3-(1-Methylethyl)-1-(1-oxo-6-(trimethylamino)hexyl)-2-azetidinone iodide

To a solution of 0.052 g of 1-(6-amino-1-oxohexyl)-3-(1-methylethyl)-2-azetidinone in 4 ml of tetrahydrofuran is added 0.033 ml of methyl iodide. The mixture is stirred at 20°C for 18 hr, the volatiles removed in vacuo. The residue is soluble in deuterium oxide. ¹H NMR indicates peaks corresponding to those predicted for the title product. Lyophilization gives 0.048 g of a yellow solid which is tentatively identified as the title product.

Examples 71 - 73 (Refer to Chart B).

Synthesis of the N-acyloxyalkyl analogs: Treatment of 3-(1-methylethylidene-2-azetidinone of formula B-1 (A-7) (Preparation 5) with an alkyl chloroformate in the presence of triethylamine in methylene chloride or tetrahydrofuran at 0-20°C gives the N-acyloxyalkyl analogs shown in Table VII below. Excess triethylamine and chloroformate may be required in multiple portions in order to effect complete conversion.

Synthesis of the N-acylamino analogs: N-1 acylamino-substituted analogs of Table VII below are prepared by treatment of 3-(1-methylethylidene-2-azetidinone of formula B-1 (A-7) (Preparation 5) with an alkylisocyanate or chlorosulfonyl isocyanate.

All of the compounds of Table VII below are of the formula B-4 wherein R₆₀ is methyl, R₆₁ is methyl and R₃ is as defined. The appropriate reactant for the synthesis is also specified.

TABLE VII

<u>Example</u>	<u>Reactant</u>	<u>R₃</u>	<u>Physical Data^a</u>
5 71	butyl chloro- formate	O(CH ₂) ₃ CH ₃	Rf = 0.67
72	isobutyl chloro- formate	OCH ₂ CH(CH ₃) ₂	Exact mass: 211.1190
10 73	chlorosulfonyl- isocyanate	NH ₂	Exact mass: 154.0731

^aRefer to Footnote a in Table I.

15

Example 74 3-(1-Methylethylidene)-2-oxo-1-azetidine-N-(n-butyl)carboxamide (Formula B-4: R₆₁ is methyl, R₆₀ is methyl and R₃ is n-butyl-amino) Refer to Chart B.

To a solution of 3-(1-methylethylidene-2-azetidinone (105 mg) in 20 10 ml of dry toluene under argon is added n-butylisocyanate (97 mg), and the mixture heated to reflux. At 24 hr, 48 hr, and 72 hr additional n-butylisocyanate (97 mg) is added. At 96 hr the reaction mixture is concentrated in vacuo. The residue is purified by 25 chromatography on an Analtech 2,000 micron silica gel plate (eluted with 30% ethyl acetate/hexane) to give 73 mg of 3-(1-methylethylidene)-2-oxo-1-azetidine-N-(n-butyl)carboxamide (Rf = 0.23) as a white crystalline solid.

Physical characteristics of 3-(1-methylethylidene)-2-oxo-1-azetidine-N-(n-butyl)carboxamide are as follows:

30 ¹H NMR (δ, CDCl₃): 6.55, 4.02, 3.30, 2.12, 1.83, 1.73-1.13, 0.93;
IR (cm⁻¹, chloroform): 3370, 1741, 1683, 1535, 1321, 1131; TLC
(30% ethyl acetate/hexane, p-anisaldehyde): Rf = 0.23, blue; mass
spectrum (m/e): 210, 167, 138, 67; exact mass found: 210.1352.

35 Example 75 3-(1-Methylethylidene)-2-oxo-1-azetidine-N-methyl-N-(n-butyl)carboxamide (Formula B-4: R₆₁ is methyl, R₆₀ is methyl, R₃ is CH₃(CH₂)₃N(CH₃)-) Refer to Chart B.

To a solution of 3-(1-methylethylidene)-2-oxo-1-azetidine-N-(n-butyl)carboxamide (17.8 mg) and sodium hydride (4 mg of a 50% oil dispersion) in 5 ml of freshly distilled tetrahydrofuran at 0°C under 40 1 atm of argon, 6 ml of methyl iodide (13.7 mg) is added. After 2 hrs 15 ml of methyl iodide is added and the reaction mixture is allowed to stir for 19 hr. Thin layer silica gel chromatography in

30% ethyl acetate/hexane shows four zones, Rf: 0.0, 0.06, 0.24 and 0.28. After removal of the solvents in vacuo, the residue is dissolved in 10 ml of methylene chloride and washed with 10 ml of water and with 10 ml of saturated aqueous sodium chloride. The organic layer is dried with magnesium sulfate, and concentrated in vacuo to give 22 mg of the title product as a colorless grainy oil. Examples 76 - 78 (Refer to Chart B).

General procedure for the hydrogenation of the N-acyloxyalkyl analogs: A mixture of the precursor isopropylidene (e.g., 25 mg) of formula B-4 and 5 mg of 10% palladium/carbon or palladium black in 5 ml of ethyl acetate is alternately evacuated and filled with hydrogen gas from a balloon four times. The mixture is then stirred at 20°C for 2-24 hrs, until the absence of starting material is indicated by TLC. The mixture is filtered through a short plug of Celite, the pad washed with 1 ml of ethyl acetate, and the filtrate concentrated in vacuo to produce the 3-isopropyl analogs of formula B-3, as listed in Table VIII below. The product is homogenous by TLC and ¹H NMR, and does not require subsequent purification.

All of the dihydro analogs of Table VIII below are of the formula B-3 wherein R₀ is methyl, R₁ is methyl and R₂ is as defined. The example in which the precursor isopropylidene is prepared is also specified.

TABLE VIII

<u>Example</u>	<u>Precursor Example</u>	<u>R₂</u>	<u>Physical Data</u>
76	71	O(CH ₂) ₃ CH ₃	¹ H NMR (δ, CDCl ₃): 4.21, 3.64, 3.33, 3.02, 2.02, 1.8-1.2, 1.10, 1.00.
77	74	NH(CH ₂) ₃ CH ₃	Exact mass: 212.1525
78	Deleted	---	---

Examples 79 - 80 (Refer to Chart C).

Synthesis of the O-acyl, N-acyloxyalkyl analogs : Treatment of (Z)-3-[1-methyl-2-(1-oxobutoxy)ethylidene]-2-azetidinone of formula D-3 (Preparation 14) with an alkyl chloroformate in the presence of triethylamine in methylene chloride or tetrahydrofuran at 0-20°C gives the O-acyl, N-acyloxyalkyl analogs shown in Table IX below.

Excess triethylamine and chloroformate may be required in multiple portions in order to effect complete conversion.

All of the compounds of Table IX below are of the formula D-2 wherein R_{61} is methyl, R_{30} is hydrogen and R_5 and R_3 are as defined.

5 The reactant for synthesis is also specified.

In Table X below, physical data are given for the compounds prepared in Table IX.

TABLE IX

Example	Reactant	R_5	R_3
79	butyl chloroformate	$(CH_2)_2CH_3$	$O(CH_2)_3CH_3$
80	isobutyl chloroformate	$(CH_2)_2CH_3$	$OCH_2CH(CH_3)_2$

TABLE X

Example	Physical Data ^a
79	Rf = 0.68
80	Exact mass: 297.1515

30 ^aRefer to Footnote a in Table I.

Examples 81 - 82 (Refer to Chart D).

35 General procedure for the hydrogenation of the O-acyl, N-acyloxy-alkyl analogs: A mixture of the precursor isopropylidene (e.g., 25 mg) of formula D-2 and 5 mg of 10% palladium/carbon or palladium black in 5 ml of ethyl acetate is alternately evacuated and filled with hydrogen gas from a balloon four times. The mixture is then stirred at 20°C for 2-24 hrs, until the absence of starting material is indicated by TLC. The mixture is filtered through a short plug of Celite, the pad washed with 1 ml of ethyl acetate and the filtrate concentrated in vacuo to produce the 3-isopropyl analogs of formula D-5, as listed in Table XI below. The product is homogenous by TLC and ¹H NMR, and does not require subsequent purification.

45 All of the dihydro analogs of Table XI below are of the formula D-5 wherein R_{61} is methyl, R_{30} is hydrogen and R_5 and R_3 are as

defined. The example in which the precursor isopropylidene is prepared is also specified.

In Table XII below, physical data are given for the compounds prepared in Table XI.

5

TABLE XI

<u>Example</u>	<u>Precursor Example</u>	R_5	R_3
81	79	$(CH_2)_2CH_3$	$O(CH_2)_3CH_3$
82	80	$(CH_2)_2CH_3$	$OCH_2CH(CH_3)_2$

10

15

TABLE XII

<u>Example</u>	<u>Physical Data^a</u>
81	1H NMR (δ , $CDCl_3$): 4.24, 4.07, 3.95-2.94, 2.22, 2.00-1.27, 1.16, 0.97.
82	Rf = 0.58

20

^aRefer to Footnote a in Table I.

25

Preparation 15 3-[Z]-(1-(Methanesulfonyloxy-methyl)ethylidene)-2-azetidinone (Formula E-2: R_{51} is methyl, R_{30} is hydrogen, R_{40} is methyl) Refer to Chart E.

30

To a solution of 170 mg of 3-[Z]-(1-hydroxymethylethylidene)-2-azetidinone and 176 mg of triethylamine in 14 ml of freshly distilled tetrahydrofuran at 0°C is added dropwise 184 mg of methanesulfonyl chloride. The solution turns cloudy. After 30 minutes, TLC (ethyl acetate) of the reaction mixture shows a single zone, Rf 0.4, but no starting material, Rf 0.2. To one-fourth of the reaction mixture, 22 mg of methanol is added. After 2 days, TLC shows no indication of the reaction proceeding. Solvents are removed in vacuo. NMR of the residue shows only the intermediate mesylate. The mesylate is dissolved in 2 ml of methanol. After 1 week, the mesylate is still the major zone by TLC. The reaction mixture is concentrated in vacuo and the residue purified by Prep TLC on a 1000 microns silica gel plate (eluted with ethyl acetate) to give 23 mg of the intermediate mesylate.

35

40

Physical characteristics are as follows:

45

1H NMR (δ , $CDCl_3$): 6.3, 5.07, 3.6, 3.07, 1.87.

Preparation 16 (Z)-3-(1-(Azidomethyl)ethylidene)-2-azetidinone
(Formula E-3: R₆₁ is methyl, R₃₀ is hydrogen)
Refer to Chart E.

To a solution of 0.050 g of 3-[Z]-(1-hydroxymethylethylidene)-2-azetidinone in 4 ml freshly distilled tetrahydrofuran is added 85 ml of triethylamine. The mixture is cooled to 0°C under argon atmosphere, and 36 ml of methanesulfonyl chloride added dropwise over 2 min. The mixture is stirred at 0°C for 30 min. TLC analysis shows a new spot has formed (R_f = 0.35, ethyl acetate). The white solid formed is removed by filtration, and the solid washed with 1 ml of tetrahydrofuran. The filtrate is cooled to 0°C, then with stirring is added 0.050 g of sodium azide and 5 ml of water. The mixture is stirred at 20°C for 2 hr, then an additional 95 ml of water added. After 20 hrs, the white solid formed is removed by filtration, and the filtrate concentrated in vacuo to give 0.058 g of the title product as a slightly off-white crystalline solid.

Physical characteristics are as follows:

¹H NMR (δ, CDCl₃): 6.7, 4.25, 3.82, 1.85.

IR (cm⁻¹, chloroform): 3436, 2105, 1744, 1439, 1343.

Example 83 (Z)-3-(1-(azidomethyl)ethylidene)-1-(1-oxohexyl)-2-azetidinone (Formula E-4: R₆₁ is methyl, R₃ is n-pentyl, R₃₀ is hydrogen) Refer to Chart E.

A mixture of 0.058 g of (Z)-3-(1-azidomethylethylidene)-2-azetidinone, 108 ml of hexanoic anhydride, and 0.006 g of dimethylaminopyridine in 1 ml of pyridine is stirred at 20°C for 17 hrs. The mixture is concentrated in vacuo to give 0.159 g of a yellow oil, which is immediately purified on silica gel (1000 microns plate, 20 x 20 cm, 1:1 ethyl acetate/hexane) to give 0.096 g of a light yellow oil, which contains hexanoic acid. After approximately 4 days at 0.1 Torr, 0.060 g of pure title product is obtained.

Physical characteristics are as follows:

¹H NMR (δ, CDCl₃): 4.23, 4.01, 2.70, 1.89, 1.8-1.5, 1.5-1.2, . . . 0.90.

IR (cm⁻¹, chloroform): 2101, 1772, 1720, 1690, 1379, 1332, 1303.

TLC (ethyl acetate, p-anisaldehyde): R_f = 0.75, yellow.

Mass spectrum (m/e): 250, 222, 208, 194, 166, 124, 109, 99, 71, 43; exact mass found: 250.1421.

Example 84 [3S*(S*)]-(±)-(1-Methyl-2-acetamidoethyl)-1-(1-oxo-hexyl)-2-azetidinone (Formula E-5: R₆₁ is methyl, R₈ is methyl, R₃₀ is hydrogen and R₃ is n-pentyl) Refer to Chart E.

5 A mixture of 0.011 g of (Z)-3-(1-azidomethylethylidene)-1-(1-oxohexyl)-2-azetidinone and 0.004 g of 10% palladium/carbon in 2.0 ml of acetic anhydride is stirred under 1 atm of hydrogen (balloon) for 4 hr at 20°C. The mixture is filtered through Celite, the pad washed with ethyl acetate, and the filtrate concentrated in vacuo to give
10 0.011 g of the title product as a colorless oil.

Physical characteristics are as follows:

¹H NMR (δ, CDCl₃): 5.98, 3.67, 3.32, 2.67, 2.3-2.0, 2.00, 1.8-1.4, 1.35-1.15, 1.05, 0.89.

IR (cm⁻¹, chloroform): -3400, 3450, 1778, -1710, 1370, -1230.

15 Mass spectrum (m/e): 268, 240, 226, 212, 182, 170, 140, 127, 99, 68, 43; exact mass found: 268.1786.

TLC (100% ethyl acetate): R_f = 0.26 white (p-anisaldehyde; contaminants UV active at 0.44 and 0.64. Material tested without further purification.

20 Example 85 (Z)-3-[1-[1-[4,5-bis(methoxycarbonyl)-1,2,3-triazolyl]]-methylethylidene]-1-(1-oxohexyl)-2-azetidinone (Formula E-6: R₆₁ is methyl, R₃ is n-pentyl, R₈ is methoxycarbonyl, R₇ is methoxycarbonyl) Refer to Chart E.

A mixture of 0.010 g of (Z)-3-(1-azidomethylethylidene)-1-(1-oxohexyl)-2-azetidinone and 0.0085 g of dimethylacetylene dicarboxylate in 2.0 ml of tetrahydrofuran is stirred at 20°C for 22 hrs. TLC analysis shows much starting material. Then an additional 0.1 ml (10-15 times excess) of dimethylacetylene dicarboxylate is added, and the mixture allowed to stir 7 days. (Most of the solvent evaporates). The residue is chromatographed on silica gel 20 x 20 cm
25 plate, 1000 microns, in 1:1 ethyl acetate/hexane to give the title product (0.016 g) as a colorless oil, R_f = 0.35.

Physical characteristics are as follows:

¹H NMR (δ, CDCl₃): 5.72, 4.08, 4.00, 2.74, 1.70, 1.4-1.2, 0.90.

35 IR (cm⁻¹, chloroform): 1773, 1735, 1696.

Example 86 [3S*(S*)]-(±)-[1-[1-[4,5-bis(methoxycarbonyl)-1,2,3-triazolyl]]methylethyl]-1-(1-oxohexyl)-2-azetidinone (Formula E-7: R₆₁ is methyl, R₃ is n-pentyl, R₈ is

methoxycarbonyl, R₇ is methoxycarbonyl) Refer to Chart E.

A mixture of 0.016 g of (Z)-3-[1-[1-[4,5-bis(methoxycarbonyl)-1,2,3-triazolyl]methylethylidene]-1-(1-oxohexyl)-2-azetidinone and
5 0.003 g of 10% palladium/carbon in 4 ml of ethyl acetate is stirred under 1 atm of hydrogen (balloon) for 22 hr at 20°C. The mixture is filtered through Celite, the pad washed with 2 ml of ethyl acetate, and the filtrate concentrated in vacuo to give 0.013 g of the title product as a colorless oil.

10 Physical characteristics are as follows:

¹H NMR (δ, CDCl₃): 4.60, 4.01, 3.98, 3.85-3.43, 3.19, 2.67, 2.0-1.2, 1.13, 0.89.

IR (cm⁻¹, chloroform): 1782, 1732, 1700.

Mass spectrum (m/e): 394, 363, 338, 295, 253, 237, 211, 186;
15 exact mass found: 394.1841.

Preparation 17 Deleted.

Preparation 18 (Z)-3-(1-Fluoromethylethylidene)-2-azetidinone
(Formula G-2: R₆₁ is methyl, R₇₀ is F, R₃₀ is hydrogen) Refer to Chart G.

20 A slurry of 54 mg of 3-[Z]-(1-(hydroxymethyl)ethylidene)-2-azetidinone in 2 ml methylene chloride under argon atmosphere, is cooled to -78°C and 0.061 ml of diethylaminosulfurtrifluoride is added. After 2.5 hr the reaction mixture is allowed to warm to -30°C. After an additional 3 hr at -30°C, a mixture of 1 ml saturated
25 aqueous sodium bicarbonate and 1 ml water is added dropwise. The precipitate that forms is filtered away, the layers separated, and the aqueous layer washed with methylene chloride. The combined methylene chloride layers are dried with magnesium sulfate, filtered, and concentrated in vacuo to give a yellow brown oil. The crude
30 residue is purified via preparative TLC (Taper plate, 1:1 ethyl acetate/hexane) to give 9 mg of the title product as a yellow crystalline solid.

Physical characteristics are as follows:

¹H NMR (δ, CDCl₃): 6.07, 5.22, 3.78, 1.86.

35 IR (cm⁻¹, chloroform): 3681, 1755, 1602, 1132, 1101, 999.

TLC (1:1 ethyl acetate/hexane, p-anisaldehyde): R_f = 0.23, yellow.

Mass spectrum (m/e): 129, 110, 100, 86, 85, 67; exact mass found: 129.0581.

Example 87 (Z)-3-(1-(Fluoromethyl)ethylidene)-1-(1-oxohexyl)-2-azetidinone (Formula G-5: R₆₁ is methyl, R₃₀ is hydrogen, R₇₀ is F, R₃ is n-pentyl) Refer to Chart G.

To a mixture of 8 mg of (Z)-3-(1-fluoromethylethylidene)-2-azetidinone and 10 ml of triethylamine in 0.5 ml of methylene chloride is added 10.1 ml of hexanoyl chloride. After stirring at 20°C for 18.5 hr, the reaction is concentrated and purified via preparative TLC (20 by 20 cm Taper plate, 30% ethyl acetate/hexane) to give 6 mg of the title product as a clear colorless oil which crystallizes upon storage at 0°C.

Physical characteristics are as follows:

¹H NMR (δ, CDCl₃): 5.2, 4.0, 2.70, 1.93, 1.9-1.1, 0.90.

TLC (30% ethyl acetate/hexane, UV): R_f = 0.57.

Example 88 [3S*(S*)]-(±)-(1-Methyl-2-fluoroethyl)-1-(1-oxohexyl)-2-azetidinone (Formula G-4: R₆₁ is methyl, R₃₀ is hydrogen, R₇₀ is F, R₃ is n-pentyl) Refer to Chart G.

A mixture of 0.006 g of (Z)-3-(1-fluoromethylethylidene)-1-(1-oxohexyl)-2-azetidinone and 0.010 g of 10% palladium on carbon in 0.5 ml of ethyl acetate is stirred under 1 atm of hydrogen for 20 hr (balloon). As the solvent evaporates, an additional 1.2 ml of ethyl acetate is added, the mixture stirred 3 hr at 20°C under 1 atm of hydrogen, then filtered through Celite. The filtrate is concentrated in vacuo to give 4 mg residue. The material is tested without attempted purification.

Physical characteristics are as follows:

¹H NMR (δ, CDCl₃): 4.05, 3.8-3.0, 2.66, 2.3, 1.7-1.2, 1.2-1.0, 0.89.

Preparation 19 3-[E]-[1-Methyl-2-(tetrahydropyranylhydroxy)-ethylidene]-2-azetidinone

To a mixture of 0.021 g of e-[E]-(1-hydroxymethyl)ethylidene)-2-azetidinone and 18 ml (17 mg) of dihydropyran in 1 ml of methylene chloride is added 2 mg of p-toluenesulfonic acid. After 8 min at 20°C, a TLC (1:1 ethyl acetate/hexane) shows three major new spots (R_f = 0.19, 0.28, and 0.34). After a total of 50 min 5 ml of triethylamine is added, and the mixture concentrated in vacuo to give a residue which is purified by preparative TLC (20 cm x 20 cm 300

microns - 1000 microns Taper plate, 1:1 ethyl acetate/hexane), to give the title product, $R_f = 0.19$ (0.014 g).

Physical characteristics are as follows:

$^1\text{H NMR}$ (δ , CDCl_3): 6.12, 4.62, 4.25, 3.94, 3.9-3.75, 3.55, 2.04,
5 2.0-1.5.

$^{13}\text{C NMR}$ (CDCl_3): 98.1, 68.6, 62.0, 44.4, 30.4, 25.4, 19.2, 15.1.

IR (cm^{-1} , CDCl_3): 3440, 1739, 1440, 1342, 1129, 1032.

Example 89 3-[E]-[1-Methyl-2-(tetrahydropyranylhydroxy)ethylidene]-
1-(1-oxohexyl)-2-azetidinone

10 A mixture of 0.013 g of 3-[E]-[1-methyl-2-(tetrahydropyranylhydroxy)ethylidene]-2-azetidinone, 21 ml of hexanoic anhydride, and 2 mg of dimethylaminopyridine in 1 ml of methylene chloride is stirred at 20°C for 16 hr. TLC shows little conversion. The solvent is evaporated under an argon stream, and 1 ml of pyridine added. After
15 3 days, another 21 ml of anhydride is added and an additional 5 mg of DMAP. After an additional 2 days, 4 ml each of methylene chloride and saturated aqueous ammonium chloride is added; the layers separated, and the aqueous layer extracted two times with 5 ml of methylene chloride. The combined organic layers are dried with magnesium
20 sulfate, and concentrated in vacuo to give 0.02 g of a yellow solid. The residue is purified by chromatography on silica gel (40-63 micron, 12.5 cm x 0.5 cm, 1:1 ethyl acetate/hexane) to give 0.013 g of the title compound.

Physical characteristics are as follows:

25 $^1\text{H NMR}$ (δ , CDCl_3): 4.58, 4.30, 4.12, 3.97, 3.8-3.4, 2.70, 2.08, 1.64, 1.35, 0.88.

IR (cm^{-1} , CDCl_3): 1768, 1721, 1683.

TLC (1:1 ethyl acetate/hexane): $R_f = 0.63$.

Mass spectrum (m/e): 309, 253, 225, 207, 169, 85.

30 Example 90 3-[E]-[1-Methyl-2-(hydroxy)ethylidene]-1-[1-oxohexyl]-2-azetidinone.

To a solution of 0.009 g of 3-[E]-[1-methyl-2-(tetrahydropyranylhydroxy)ethylidene]-1-(1-oxohexyl)-2-azetidinone in 2 ml of absolute methanol is added 3 mg of p-toluenesulfonic acid. The reaction is
35 monitored by TLC and is complete after 105 min. There is observed a clean conversion of the spot at $R_f = 0.63$ (starting material) to give the product spot at $R_f = 0.28$ (1:1 ethyl acetate/hexane).

The mixture is concentrated in vacuo, then immediately flash chromatographed (40-63 micron silica gel, on a small column 0.5 mm diameter, 1:1 ethyl acetate/hexane) to give 1.6 mg of the title compound as a white solid.

5 Physical characteristics are as follows:

$^1\text{H NMR}$ (δ , CDCl_3): 4.22, 4.13, 2.70, 2.05, 1.66, 1.23, 0.89.

Example 91 N-Hexanoyl-4-tert-butyl-2-azetidinone (Formula L-4: R_{101} is tert-butyl; R_3 is n-pentyl) Refer to Chart L.

10 A mixture of 0.334 g of 4-tert-butyl azetidinone, 0.321 g of 4-dimethylaminopyridine, and 0.61 ml of hexanoic anhydride in 2.0 ml of pyridine is stirred at 20°C for 17 days. The volatiles are removed at high vacuum (0.1 Torr), and the residue purified by medium pressure liquid chromatography on silica gel 60-200 μ (10% ethyl acetate/hexane) to give 0.336 g of the title product as a colorless
15 oil.

Physical characteristics are as follows:

TLC (10% ethyl acetate/hexane) $R_f=0.21$ (stains white with p-anisaldehyde stain).

$^1\text{H NMR}$ (δ , CDCl_3): 3.97, 2.8, 2.7, 1.8-1.2, 1.04, 0.90.

20 IR (cm^{-1} , film): 1788.9, 1706, 1289.

Mass spectrum (m/e, rel abundance): 225, 182, 169, 142, 129, 111, 99, 43.

Exact mass found: 225.1738.

Example 92 N-Acetyl-cis-3,4-trimethylene-2-azetidinone (Formula J-
25 3: n is 3; R_3 is methyl) Refer to Chart J.

A mixture of 2.575 g of cis-3,4-trimethylene-2-azetidinone, 6 ml of acetic anhydride, and 0.368 g of 4-dimethylaminopyridine in 10 ml of pyridine is stirred at 20°C for 24 hr, then the volatile components removed at 0.1 Torr. The residue is purified by medium
30 pressure liquid chromatography on 40-63 μ silica gel (20 cm x 4.5 cm column, 70% ethyl acetate/hexane) to give 2.238 g of the title product as a light yellow liquid.

Physical characteristics are as follows:

$R_f=0.55$ (100% ethyl acetate, stains white p-anisaldehyde).

35 $^1\text{H NMR}$ (δ , CDCl_3): 4.40, 3.52, 2.36, 2.3-1.3.

IR (cm^{-1} , film): 1778, 1706, 1377, 1340, 1317.

Mass spectrum (m/e, rel abundance): 153, 125, 86, 68.

Exact mass found: 153.0786.

Example 93 N-Hexanoyl-cis-3,4-trimethylene-2-azetidinone. (Formula J-3: n is 3; R₃ is n-pentyl) Refer to Chart J.

A mixture of 10.366 g of cis-3,4-trimethylene-2-azetidinone, 1.06 g of 4-dimethylaminopyridine, and 21.4 ml of hexanoic anhydride in 75 ml of pyridine is stirred at 20°C for 5 days. The volatile components are removed at 0.1 Torr, and the residue purified by medium pressure liquid chromatography on 60-200 μ silica gel (5.5 cm x 31 cm column, eluting with 2L of 7.5% ethyl acetate/hexane, followed by 2L of 10% ethyl acetate/hexane, and finally 100% ethyl acetate) to give 17.07 g of the title product as a colorless oil.

Physical characteristics are as follows:

TLC (10% ethyl acetate/hexane): R_f=0.19, white on staining with p-anisaldehyde.

¹H NMR (δ , CDCl₃): 4.37, 3.48, 2.64, 2.4-1.2, 0.87.

IR (cm⁻¹, film): 1781, 1700, 1388, 1336, 1307, 1192.

Mass spectrum (m/e, rel abundance): 209, 193, 166, 153, 142, 68.

Exact mass found: 209.1398.

Example 94 N-Hexanoyl-cis-3,4-tetramethylene-2-azetidinone (Formula J-3: n is 4; R₃ is n-pentyl) Refer to Chart J.

A mixture of 1.742 g of cis-3,4-tetramethylene-2-azetidinone, 0.85 g of 4-dimethylamine pyridine, and 3.2 ml of hexanoic anhydride in 10 ml of pyridine is stirred at 20°C for 5 days. The volatile components are removed at 0.1 Torr, and the residue is purified by chromatography on silica gel 60-200 μ (21 cm x 4.5 cm, 7.5%-10% ethyl acetate/hexane) to give 2.493 g of the title product as a colorless liquid.

Physical characteristics are as follows:

TLC (10% ethyl acetate/hexane): R_f=0.2, stain white with p-anisaldehyde.

¹H NMR (δ , CDCl₃): 4.17, 3.27, 2.69, 2.2-1.2, 0.88.

IR (cm⁻¹, film): 1782, 1700, 1388, 1306.

Mass spectrum (m/e, rel abundance): 223, 190, 167, 142, 127, 82.

Exact mass found: 223.1564.

TABLE XIII

Zones of Inhibition (mm) at 1 mg/ml

Examples

(12.7 mm discs)

5.	<u>Organisms</u>	<u>11</u>	<u>12</u>	<u>13</u>	<u>14</u>	<u>15</u>	<u>19</u>
	<i>B. fragilis</i>	>86(86) ^b	140	166(126)	154	148(128)	57(45)
	<i>C. perfringens</i>	57(32)	81RC ^a	76RC(36RC)	105RC	71(54)	23H(16)
10	<i>B. subtilis</i>	36(0)	49*	63(24H)	60*	43(0)	0
	<i>B. subtilis</i> ME	0	0	0	0	117H(0)	0
15	<i>S. aureus</i> UC80	15H ^d (0)	28	44(17H)	40H	28(0)	0
	<i>S. aureus</i> UC 3665	0	24*	62(31)	44*	36(24)	15H(0)
20	<i>S. lutea</i>	43(23)	33*	46H(29H)	70H	34H(20)	15(0)
	<i>S. lutea</i> UC 3383	44(27)	37*	58H(35H)	44	52(25)	16(0)
25	<i>S. lutea</i> sens	15(0)	40*	60(38)	64	56(38)	17(0)
	<i>M. avium</i>	0	0	0	29	33(0)	15(0)
	<i>P. oxalicum</i>	0	0	0	18H	0	18(0)
30	<i>S. pyogenes</i>	0	0	0	0	15(0)	21(0)

(6.35 mm discs)

35	<i>S. aureus</i> UC 6685	Tr ^c (0)	30*	70*(Tr)	77*	48(10)	15(Tr)
	<i>S. epidermidis</i>	8(0)	11	53(9)	67*	46(9)	11(7)
40	<i>S. pneumoniae</i>	0	13H	0	Tr	8(0)	0

*Averaged dimensions of an oblong zone size.

^aRC-resistant colonies within the zones; ^bvalues in parentheses are at 0.1 mg/ml; ^cTr-Trace; ^dH-hazy zone; ^etested at 2 mg/ml.

TABLE XIV

Zones of Inhibition (mm) at 1 mg/ml

		<u>Examples</u>				
		(12.7 mm discs)				
	<u>Organisms</u>	<u>16</u>	<u>69</u>	<u>70^a</u>	<u>17</u>	<u>18</u>
5						
10	B. fragilis	61(51)	33	34	63(42)	40
	C. perfringens	43RC(35RC)	15	15	52RC(35RC)	15
15	B. subtilis	29(15)	15	17	26(0)	0
	B. subtilis ME	15(0)	14	17	0	0
	S. aureus UC80	22(18)	0	0	27(0)	18H
20	S. aureus UC 3665	26(22)	0	0	27(0)	18H
	S. lutea	26(20)	15H	0	28H(15H)	27
25	S. lutea UC 3383	32(22)	15H	15H	33(18)	29
	S. lutea sens	36(27)	21	26	30(Tr)	0
30	M. avium	22(0)	15	15	0	0
	P. oxalicum	18(0)	0	0	16H(0)	15H
35	Rhodo. sphae- roides	0	0	15H	17(0)	0
	S. pyogenes	0	16	18	0	0
40	S. pastor- ianus	0	0	0	0	16H
		(6.35 mm discs)				
45	S. aureus UC 6685	29(21)	0	0	22(0)	0
	S. epidermidis	26(17)	0	0	23(0)	13H
50	S. pneumoniae	15(0)	Tr	0	0	0

*Averaged dimensions of an oblong zone size.

^aRC=resistant colonies within the zone; ^bvalues in parentheses are at 0.1 mg/ml; ^cTr=Trace; ^dH=hazy zone; ^etested at 2 mg/ml.

TABLE XV

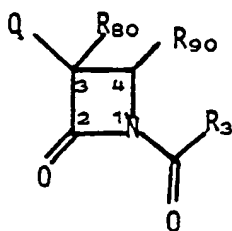
Zones of Inhibition (mm) at 1 mg/ml
Examples

	<u>Organisms</u>	<u>94</u>	<u>93</u>	<u>92</u>	<u>91</u>
5	<i>B. fragilis</i>	74	73	0	50
10	<i>C. perfringens</i>	65	52	26H	50H
	<i>S. aureus</i> UC 6685*	13	0	0	0
	<i>S. epidermidis</i> *	0	13	0	0
15	<i>H. influenzae</i> *	13	0	0	0
	<i>N. gonorrhoeae</i> *	11H†	0	0	0
20	<i>P. oxalicum</i>	20	19	0	0
	<i>S. pyogenes</i>	16	0	0	0
	<i>S. lutea</i> UC 130	25	0	0	0
25	<i>S. lutea</i> UC 3383	22	0	0	0
	<i>S. lutea</i> UC 130 sens	29	0	0	0
30	<i>S. aureus</i> UC 3665	0	0	23	0

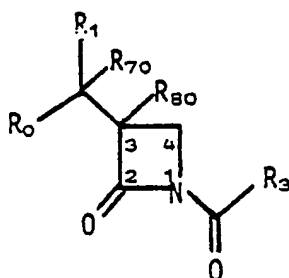
*6mm discs; all others 12.7 mm discs.

†H - Hazy zone.

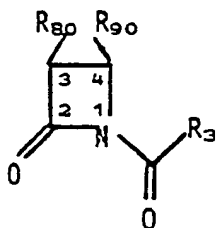
FORMULA CHART



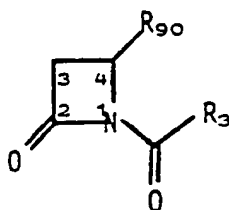
I



Ia

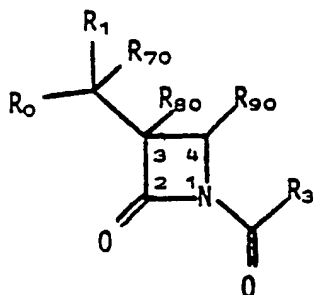


Ib

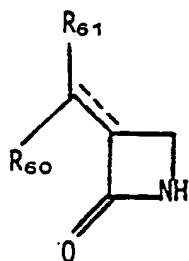


Ic

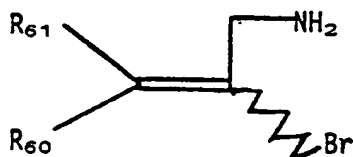
FORMULA CHART (continued)



Id

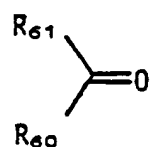


II

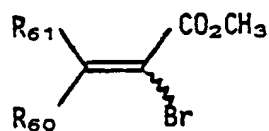


III

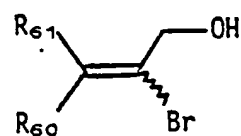
CHART A



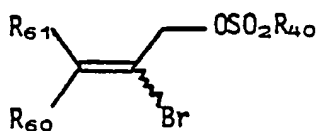
A-1



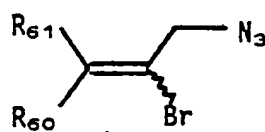
A-2



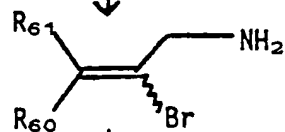
A-3



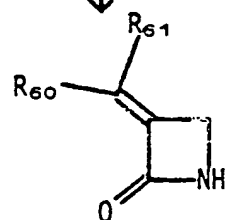
A-4



A-5



A-6



A-7

CHART B

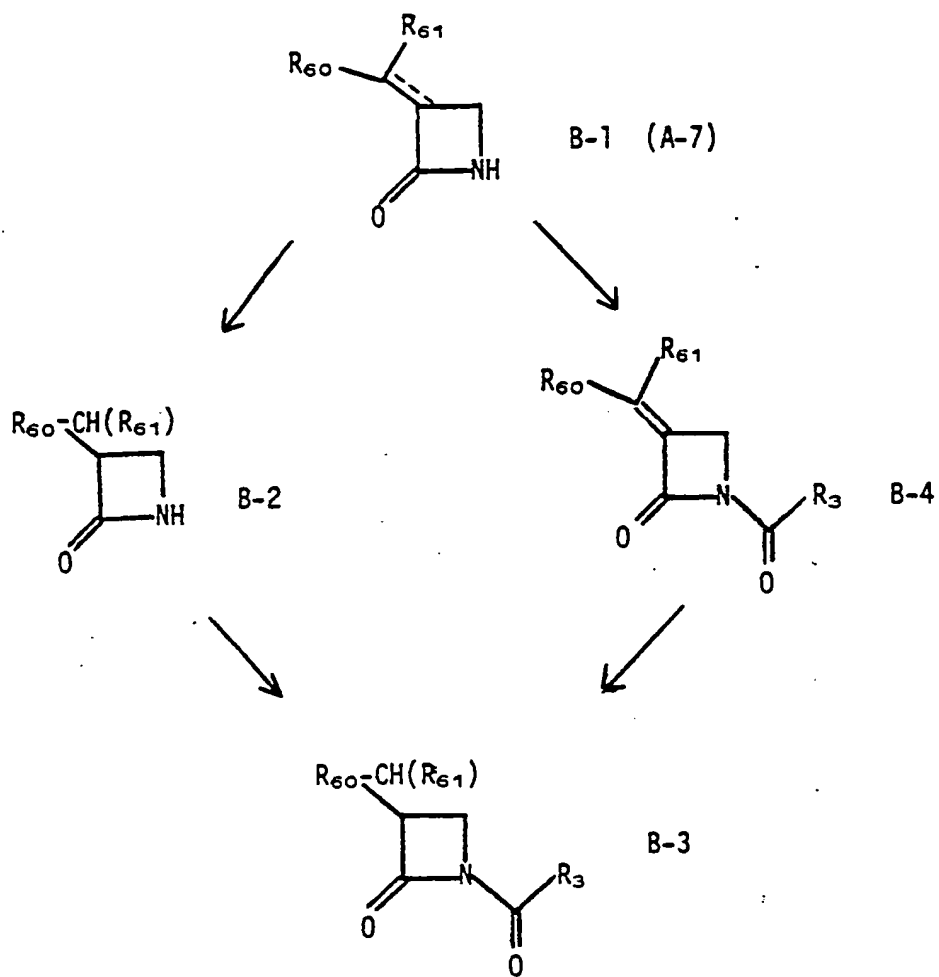


CHART C

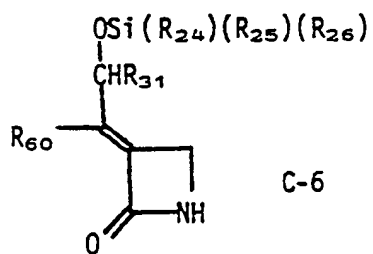
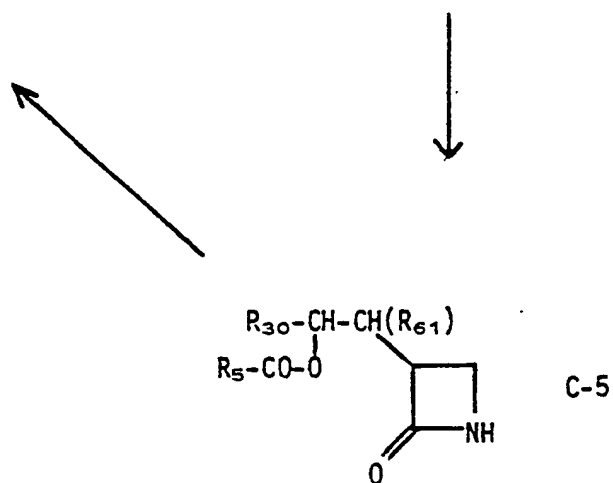
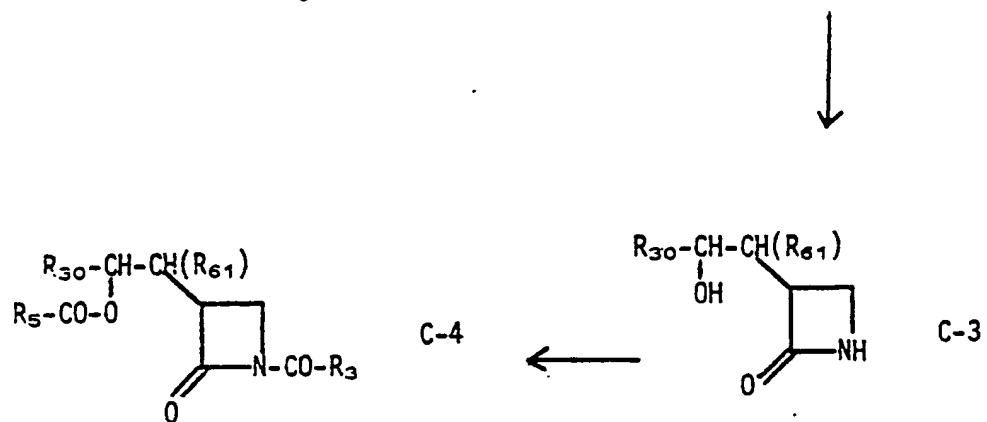
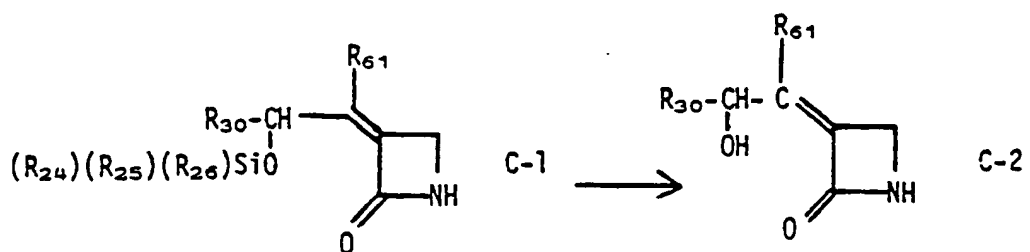


CHART D

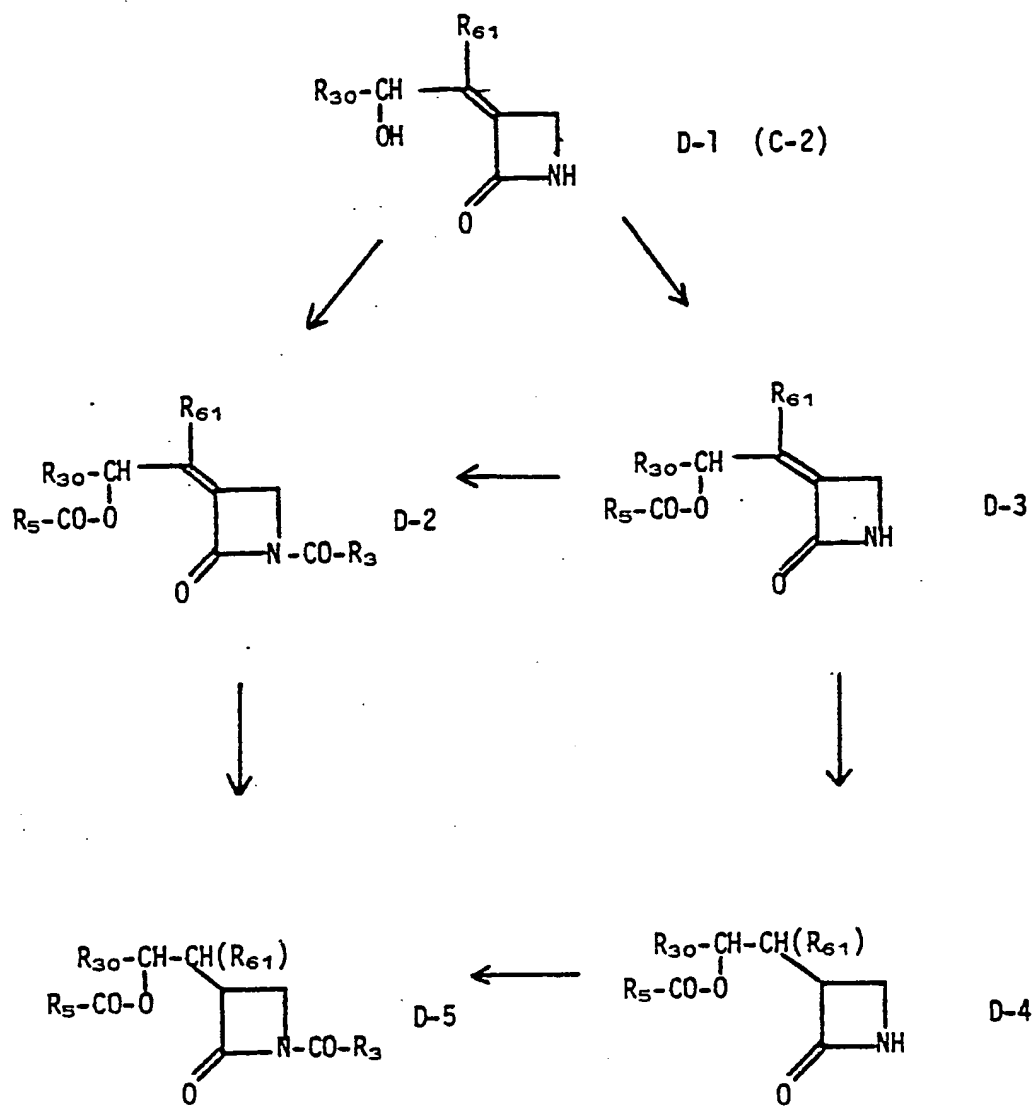


CHART E

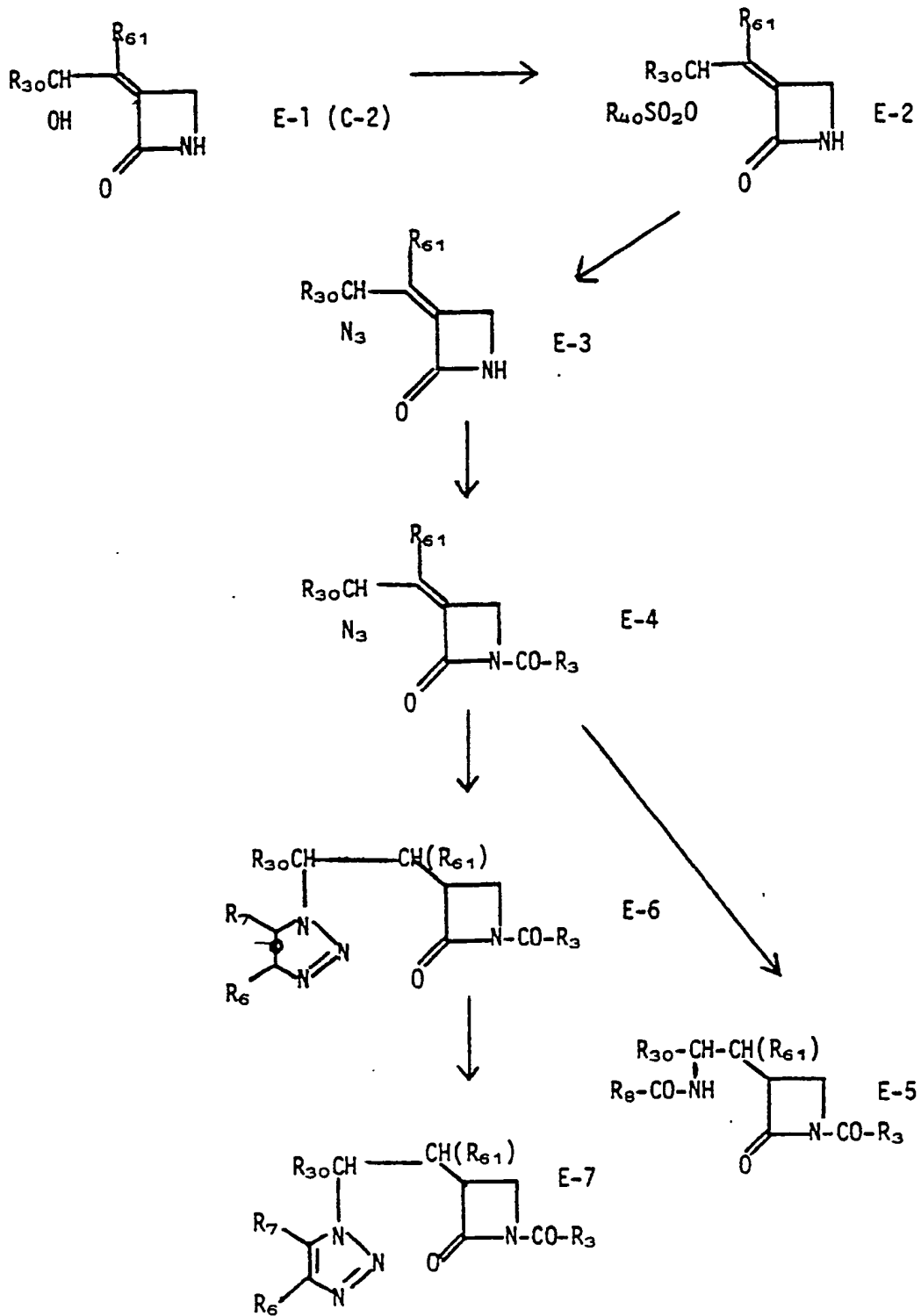


CHART F

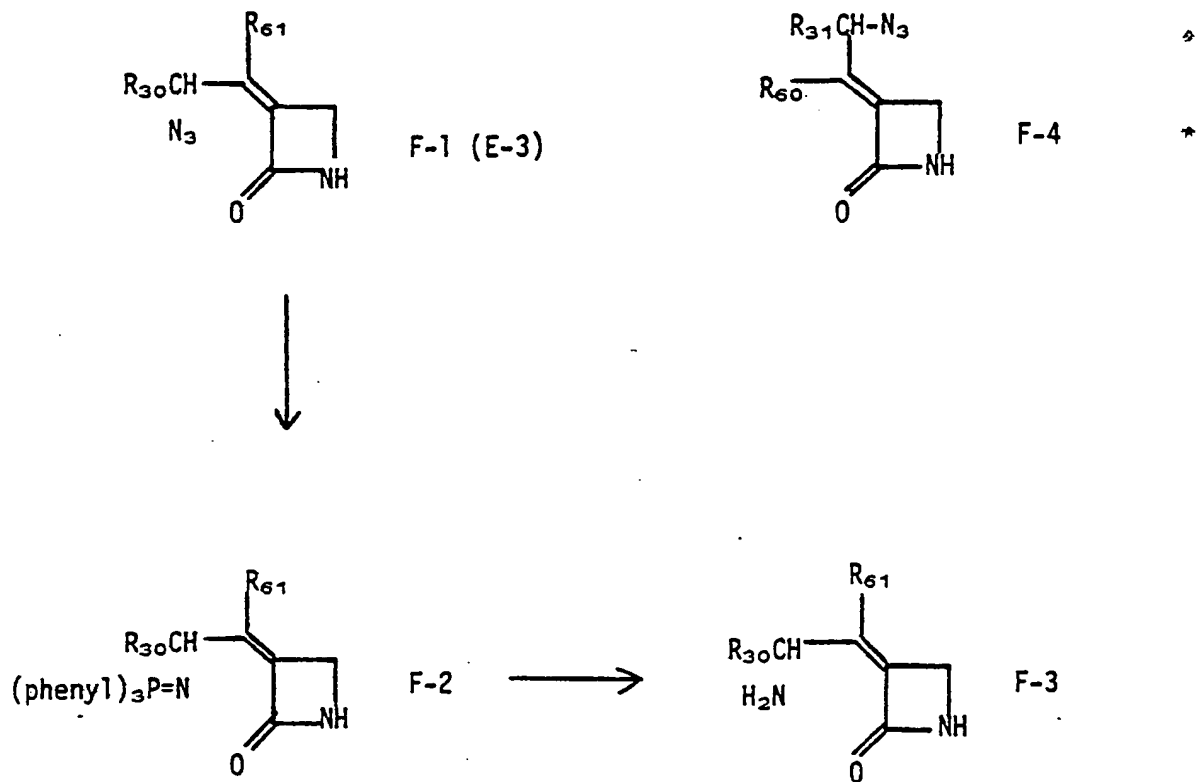


CHART G

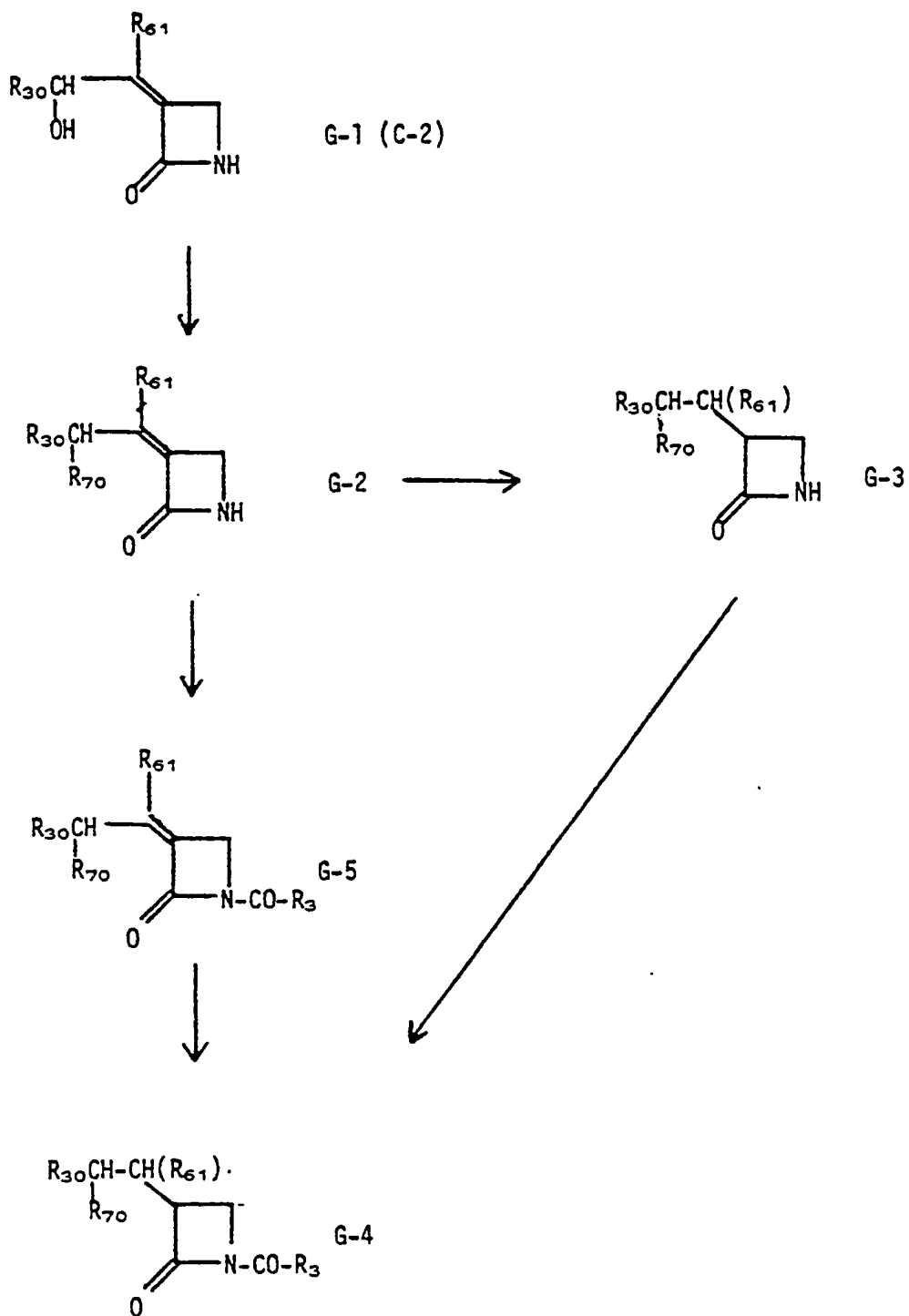


CHART H

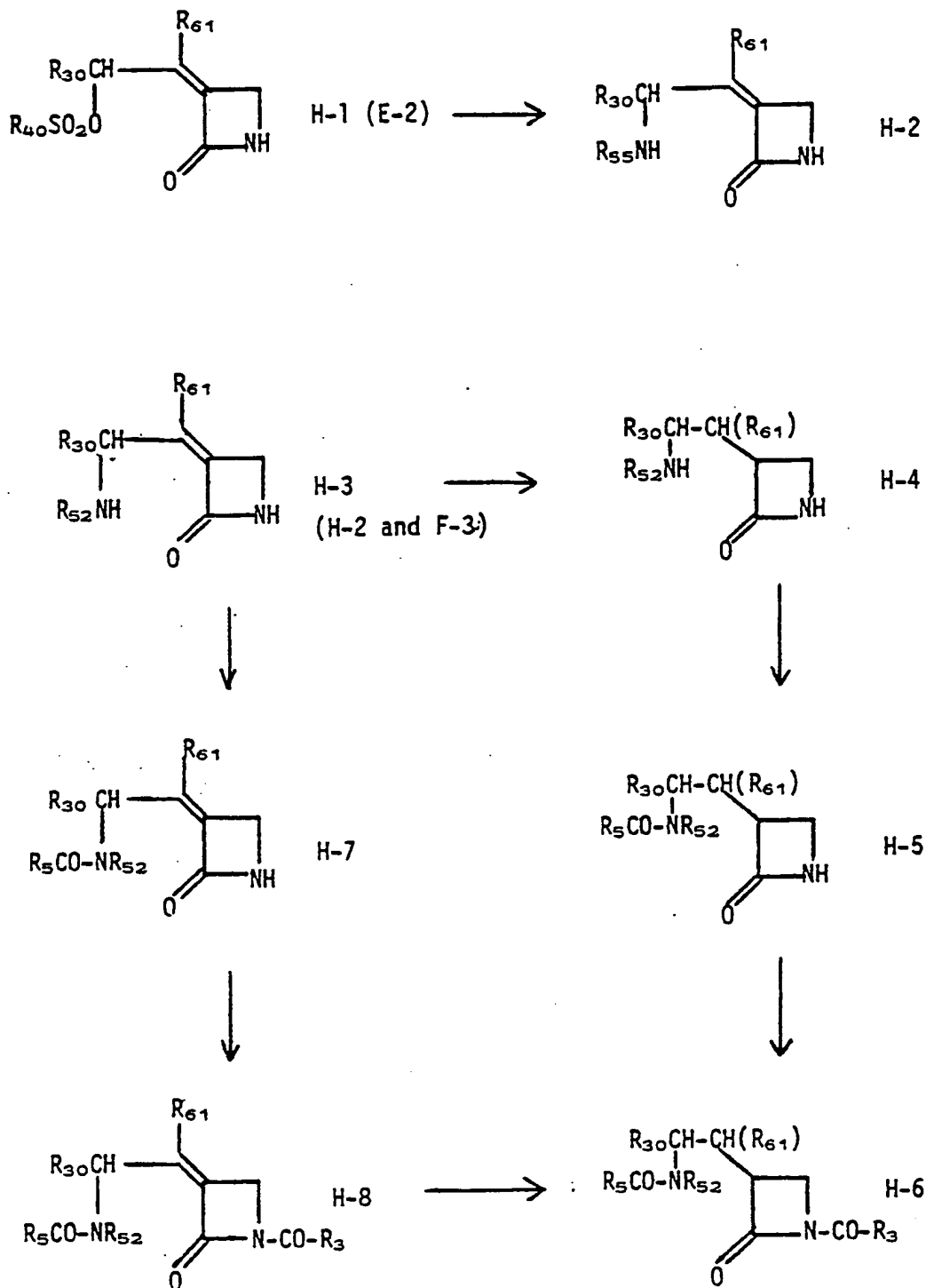
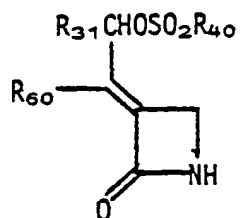
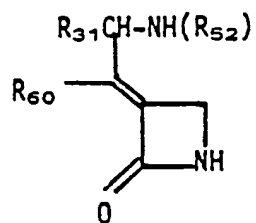


CHART H (continued)



H-9



H-10

CHART I

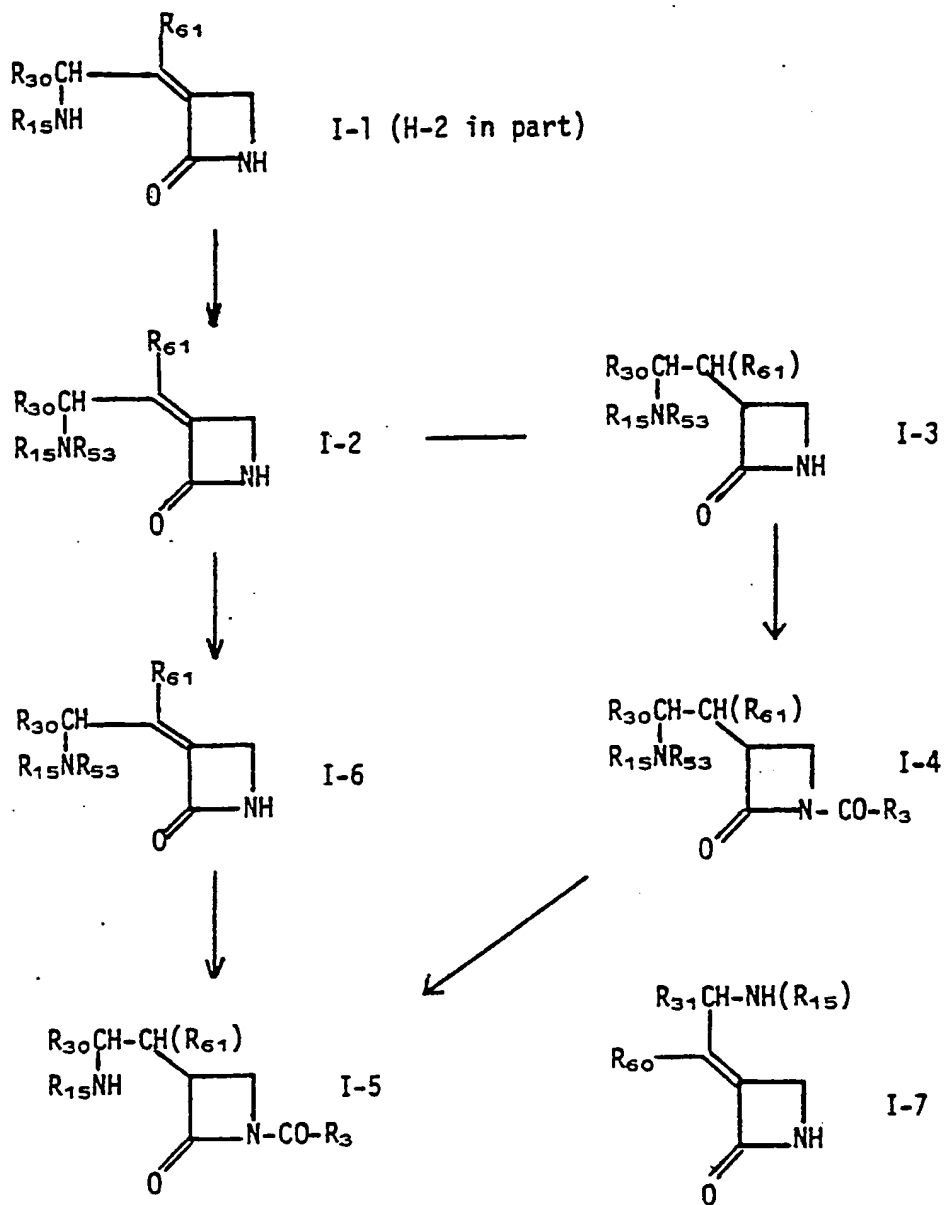
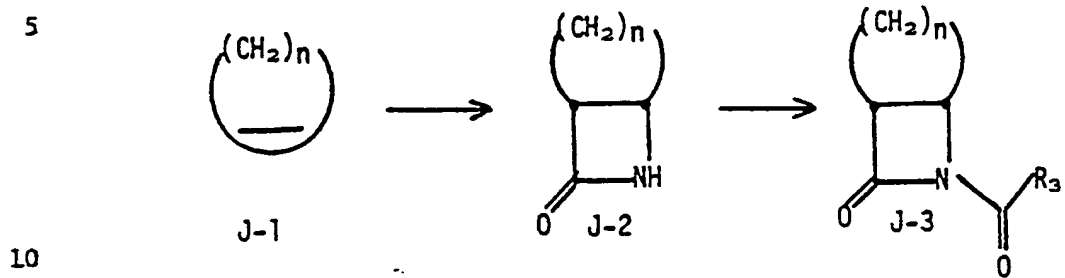


CHART J

Scheme I



Scheme II

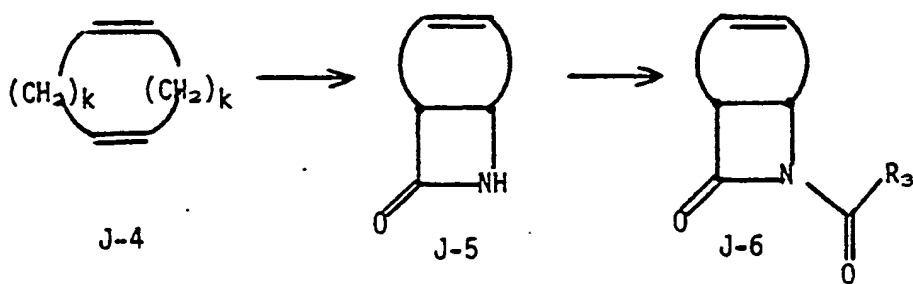
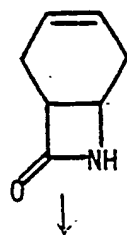
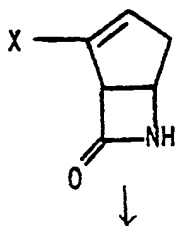


CHART K

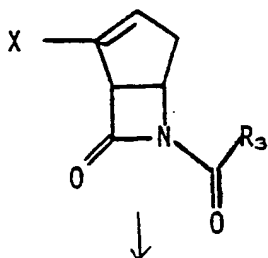
Scheme I



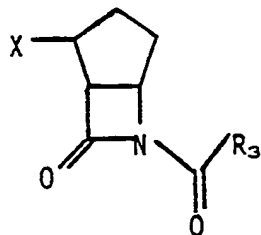
K-1



K-2



K-3



K-4

CHART K (continued)

Scheme II

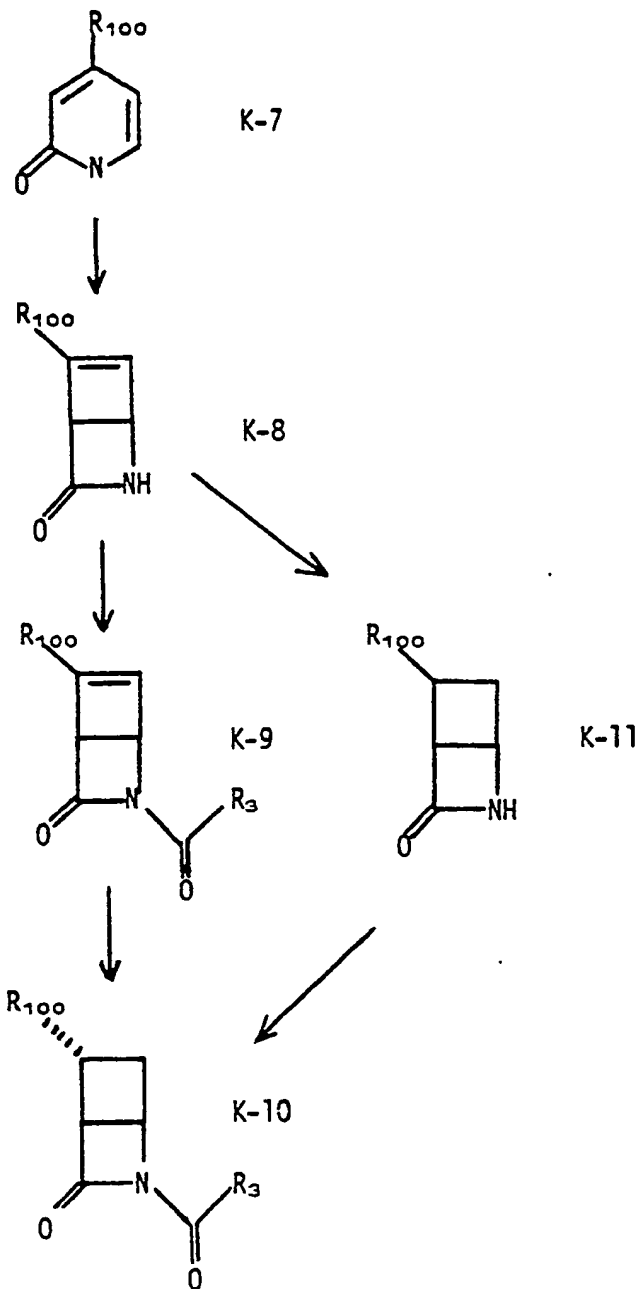


CHART L

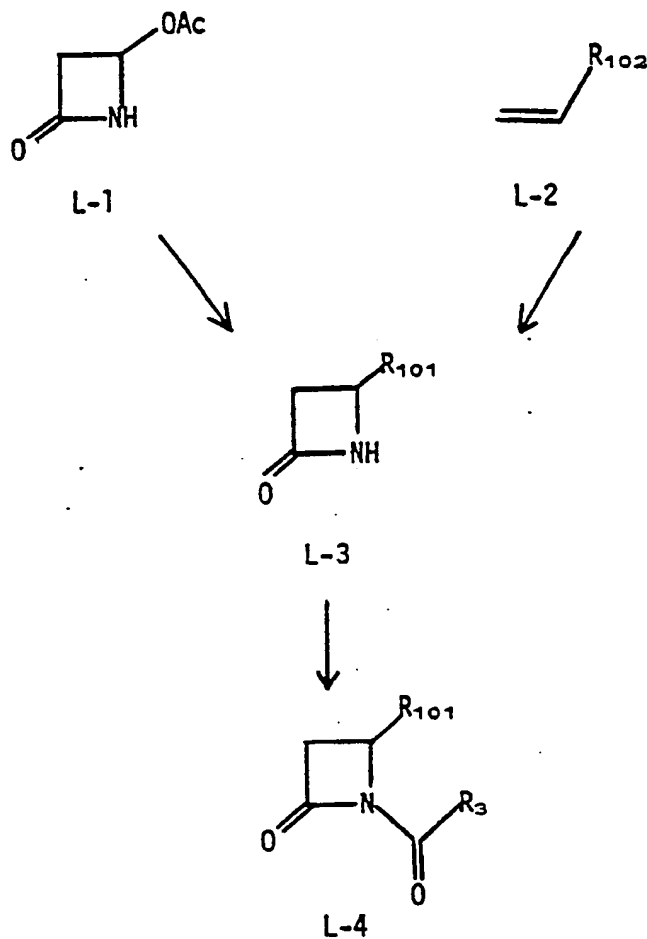
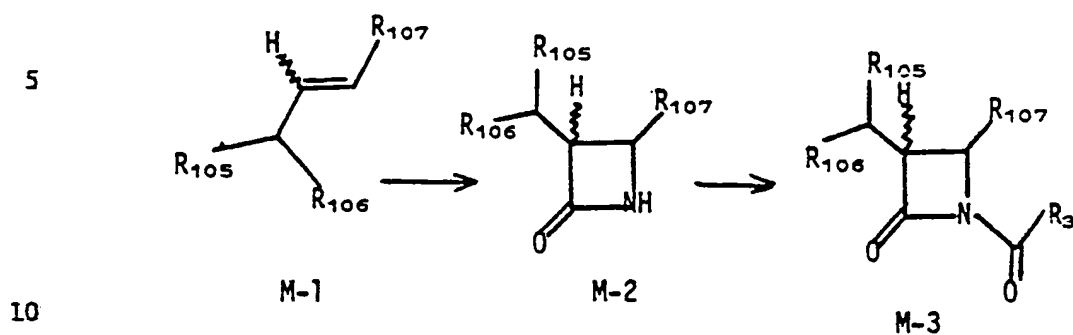


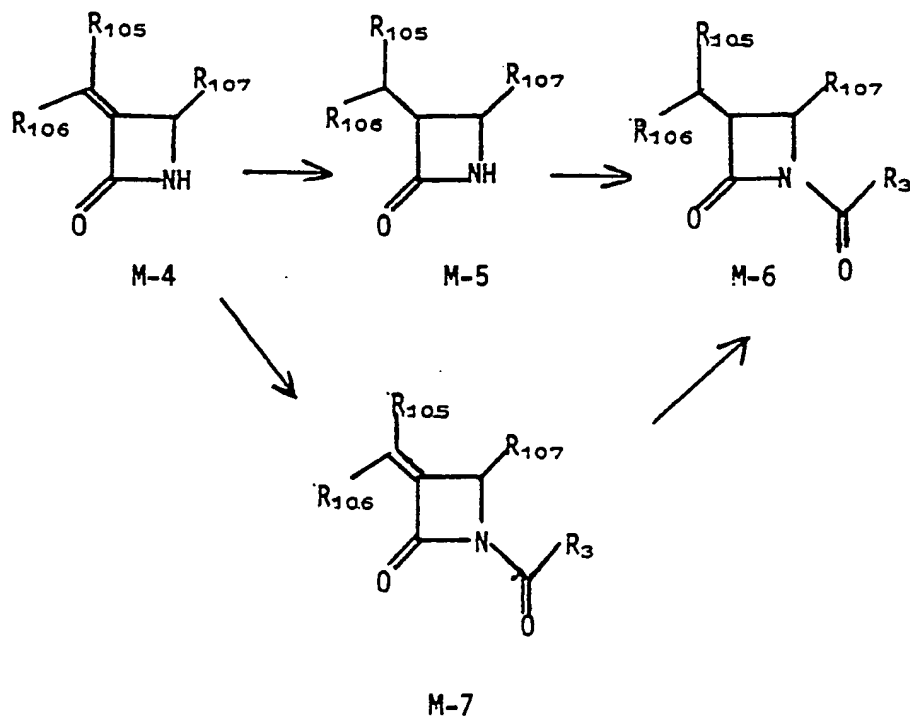
CHART M

Scheme I



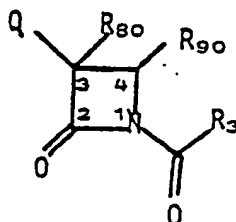
15

Scheme II



CLAIMS

1. A compound of the formula I



I

5

10 wherein Q is

- 1) hydrogen, or
- 2) $-C(R_0)(R_1)(R_7)$;

wherein R_7 and R_8 are each hydrogen or wherein R_7 and R_8 taken together are a double bond;

15 wherein R_9 is

- 1) hydrogen,
- 2) (C1-C12)alkyl,
- 3) (C2-C12)alkenyl,
- 4) (C2-C12)alkynyl;
- 20 5) $-CH_2-$ (C2-C12)alkenyl, or
- 6) phenyl;

or wherein R_8 and R_9 taken together, with the carbon atoms to which they are attached, are

- 1) (C4-C8)cycloalkyl,
- 25 2) (C4-C8)cycloalkenyl, or
- 3) cyclobutyl or cyclobutenyl substituted by (C1-C8)alkyl;
- 4) cyclopentyl or cyclopentenyl substituted by
 - (i) $-CHO$,
 - (ii) $-CH_2Br$,
 - 30 (iii) $-CH_2OC(O)R_5$, or
 - (iv) $-CH_2OC(O)R_3$;

provided that when R_8 and R_9 are taken together, Q is hydrogen;

provided that R_8 , R_9 and Q cannot all be hydrogen;

wherein R_0 and R_1 are the same or different and are:

- 35 1) hydrogen,
- 2) (C1-C12) alkyl substituted by zero, one or two R_2 ,
- 3) (C1-C12) alkyl substituted on the carbon atom of attachment by $R_{15}NH-$, $R_3CO-N(R_{15})-$ or $R_{15}N(CO-R_5)-$.

- 4) (C2-C12) alkenyl,
- 5) (C2-C12) alkynyl,
- 6) (C3-C12) cycloalkyl substituted by zero, one or two R_2 ,
- 7) (C3-C12) cycloalkyl substituted on the carbon atom of
5 attachment by $R_{15}NH-$, $R_5CO-N(R_{19})-$ or $R_{15}N(CO-R_5)-$,
- 8) (C3-C12) cycloalkyl-(C1-C6) alkyl substituted by zero, one
or two R_2 ,
- 9) (C3-C12) cycloalkyl-(C1-C6) alkyl substituted on the carbon
atom of attachment by $R_{15}NH-$, $R_5CO-N(R_{19})-$ or $R_{15}N(CO-R_5)-$,
- 10) R_{11} ,
- 11) R_{11} -(C1-C6) alkyl,
- 12) R_{11} -(C2-C6) alkenyl,
- 13) R_{11} -(C2-C6) alkynyl,
- 14) R_{13} ,
- 15) R_{13} -(C1-C6) alkyl,
- 16) R_{13} -(C2-C6) alkenyl, or
- 17) R_{13} -(C2-C6) alkynyl;

or wherein R_0 and R_1 are taken together with the carbon atom to which they are bonded to form:

- 20) 1) (C3-C12) cycloalkyl substituted by zero, one or two R_{32} , or
- 2) (C4-C12) cycloalkenyl;

provided that R_0 and/or R_1 contains an alkynyl group only when R_{70} and R_{80} taken together are a double bond; and

- provided that the carbon atom of attachment of alkenyl or alkynyl to
25 oxygen of alkenyl-0- or alkynyl-0- groups is not also part of a carbon-carbon double or triple bond;

wherein R_2 is:

- 1) $R_{16}O-$,
- 2) $R_{10}O-$,
- 30) 3) $R_{10}(CH_2)_mS(CH_2)_n-$,
- 4) R_5CO-O- ,
- 5) N_3 ,
- 6) 4,5-dihydro-4-(R_8)-5-(R_7)-1H-1,2,3-triazol-1-yl,
- 7) 4-(R_8)-5-(R_7)-1H-1,2,3-triazol-1-yl,
- 35) 8) $R_8CO-NH-$,
- 9) $R_5CO-NH-$,
- 10) fluorine,
- 11) chlorine, or

12) bromine;

provided that R_2 is N_3 or 4,5-dihydro-4-(R_6)-5-(R_7)-1H-1,2,3-triazol-1-yl only when R_{70} and R_{80} taken together are a double bond; and

provided that R_2 is hydroxy (i.e., R_2 is $R_{10}O$ wherein R_{10} is hydrogen) only when R_{70} and R_{80} taken together are a double bond; and R_2 is a substituent on R_1 ; and

provided that R_{32} is hydroxy (i.e., R_{32} is $R_{10}O$ wherein R_{10} is hydrogen) only when R_{70} and R_{80} taken together are a double bond; wherein m is an integer zero, one, two, three or four;

wherein n is an integer zero, one, two, three or four;

wherein R_3 is:

- 1) hydrogen,
- 2) (C1-C12) alkyl substituted by zero, one or two R_{22} ,
- 3) (C2-C12) alkenyl,
- 4) (C2-C12) alkynyl,
- 5) (C3-C12) cycloalkyl substituted by zero, one or two R_{22} ,
- 6) (C3-C12) cycloalkyl-(C1-C6) alkyl substituted by zero, one or two R_{22} .

- 7) R_{11} ,
- 8) R_{11} -(C1-C6) alkyl,
- 9) R_{11} -(C2-C6) alkenyl,
- 10) R_{11} -(C2-C6) alkynyl,
- 11) R_{13} ,
- 12) R_{13} -(C1-C6) alkyl,
- 13) R_{13} -(C2-C6) alkenyl,
- 14) R_{13} -(C2-C6) alkynyl,
- 15) R_4O- ,
- 16) R_4NH- ,
- 17) $R_4N(CH_3)-$,

18) an α -amino acid moiety (N^x-R_{34})- R_{35} - wherein R_{34} is (C1-C12) alkanoyl and R_{35} is defined so that $R_{35}-CO-$ is an α -amino acid acyl group selecting from the group consisting of glycyl, alanyl, valyl, leucyl, isoleucyl, phenylalanyl, $O-R_{34}$ -seryl, $O-R_{34}$ -threonyl, N^c-R_{34} -lysyl, asparagyl, glutamyl, $S-R_{34}$ -cysteinyl, methionyl, $O-R_{34}$ -tyrosyl, $N^{12}-R_{34}$ -tryptophyl, and $N^{13}-R_{34}$ -histidyl; or

19) an α -amino acid moiety R_{36} - wherein R_{36} is defined so that $R_{36}-CO-$ is prolyl or 4- $R_{34}O$ -prolyl and R_{34} is as defined above;

wherein R_4 is:

- 1) (C1-C4) alkyl,
- 2) phenyl, or
- 3) (C1-C4) alkyl-NHSO₂-;

wherein R₅ is:

- 5 1) hydrogen,
- 2) (C1-C12) alkyl substituted by zero, one or two R₂₂,
- 3) (C2-C12) alkenyl,
- 4) (C2-C12) alkynyl,
- 5) (C3-C12) cycloalkyl substituted by zero, one or two R₂₂,
- 10 6) (C3-C12) cycloalkyl-(C1-C6) alkyl substituted by zero, one or two R₂₂,
- 7) R₁₁,
- 8) R₁₁-(C1-C6) alkyl,
- 9) R₁₁-(C2-C6) alkenyl,
- 15 10) R₁₁-(C2-C6) alkynyl,
- 11) R₁₃,
- 12) R₁₃-(C1-C6) alkyl,
- 13) R₁₃-(C2-C6) alkenyl,
- 14) R₁₃-(C2-C6) alkynyl,
- 20 15) R₁₄O-,
- 16) R₄NH-,
- 17) R₄N(CH₃)-,

18) an α -amino acid moiety (N^x-R₃₄)-R₃₅- wherein R₃₄ is (C1-C12) alkanoyl and R₃₅ is defined so that R₃₅-CO- is an α -amino acid acyl group selected from the group consisting of glycyl, alanyl, valyl, leucyl, isoleucyl, phenylalanyl, O-R₃₄-seryl, O-R₃₄-threonyl, N^c-R₃₄-lysyl, asparagyl, glutamyl, S-R₃₄-cysteinyl, methionyl, O-R₃₄-tyrosyl, Nⁱ-R₃₄-tryptophyl, and Nⁱ-R₃₄-histidyl; or

19) an α -amino acid moiety R₃₆- wherein R₃₆ is defined so that R₃₆-CO- is prolyl or 4-R₃₄O-prolyl and R₃₄ is as defined above;

wherein R₆ and R₇ are the same or different and are:

- 1) hydrogen,
- 2) (C1-C4) alkyl,
- 3) (C1-C4) alkyloxy-C(=O)-,
- 35 4) (R₂₉)₂NC(=O)-, or
- 5) (R₂₄)(R₂₅)(R₂₆)Si-;

wherein R₈ is:

- 1) hydrogen,

- 2) (C1-C12) alkyl substituted by zero, one or two R_{20} ,
- 3) (C3-C12) cycloalkyl substituted by zero, one or two R_{20} ,
- 4) (C3-C12) cycloalkyl-(C1-C6) alkyl substituted by zero, one

or two R_{20} .

- 5) R_{11} ,
- 6) R_{11} -(C1-C6) alkyl,
- 7) R_{13} ,
- 8) R_{13} -(C1-C6) alkyl, or
- 9) $R_{17}O-$;

10 wherein R_9 is:

- 1) (C1-C12) alkyl,
- 2) (C3-C12) cycloalkyl,
- 3) (C3-C12) cycloalkyl-(C1-C6) alkyl,
- 4) R_{11} , or

15 5) R_{11} -(C1-C6) alkyl;

wherein R_{10} is:

- 1) hydrogen,
- 2) (C1-C12) alkyl,
- 3) (C2-C12) alkenyl,
- 20 4) (C3-C12) cycloalkyl,
- 5) (C3-C12) cycloalkyl-(C1-C6) alkyl,
- 6) R_{11} ,
- 7) R_{11} -(C1-C6) alkyl,
- 8) R_{11} -(C2-C6) alkenyl,
- 25 9) R_{13} ,
- 10) R_{13} -(C1-C6) alkyl, or
- 11) R_{13} -(C2-C6) alkenyl;

wherein R_{11} is phenyl or 1- or 2-naphthyl, substituted by zero, one or two (C1-C4) alkyl, F, Cl, Br or (C1-C4) alkyloxy;

30 wherein R_{13} is:

- 1) furanyl, substituted by zero, one or two R_9 ,
- 2) thienyl, substituted by zero, one or two R_9 ,
- 3) N-((C1-C4) alkyl)-pyrrolyl, substituted by zero, one or two R_9 ,

35 4) N-((C1-C4) alkyl)-indolyl, substituted by zero, one or two R_9 , or

- 5) benzofuranyl, substituted by zero, one or two R_9 ;

wherein R_{14} is:

- 1) (C1-C12) alkyl,
- 2) (C2-C12) alkenyl,
- 3) (C2-C12) alkynyl,
- 4) (C3-C12) cycloalkyl,
- 5) (C3-C12) cycloalkyl-(C1-C6) alkyl,
- 6) R_{11} ,
- 7) R_{11} -(C1-C6) alkyl,
- 8) R_{11} -(C2-C6) alkenyl,
- 9) R_{11} -(C2-C6) alkynyl,
- 10) R_{13} ,
- 11) R_{13} -(C1-C6) alkyl,
- 12) R_{13} -(C2-C6) alkenyl, or
- 13) R_{13} -(C2-C6) alkynyl;

wherein R_{15} is phenyl, substituted by zero, one, two or three F, Cl, Br, (C1-C3) alkyloxy or by zero, one or two NO_2 or NH_2 ;

provided that phenyl is substituted by NO_2 only when R_{70} and R_{80} taken together are a double bond, and that phenyl is substituted by NH_2 only when R_{70} and R_{80} are each hydrogen;

wherein R_{16} is $(R_{24})(R_{25})(R_{26})Si$, benzyl, tetrahydropyran-2-yl or other oxygen protecting group;

wherein R_{17} is:

- 1) (C1-C12) alkyl,
- 2) (C3-C12) cycloalkyl,
- 3) (C3-C12) cycloalkyl-(C1-C6) alkyl,
- 4) R_{11} ,
- 5) R_{11} -(C1-C6) alkyl,
- 6) R_{13} , or
- 7) R_{13} -(C1-C6) alkyl;

wherein R_{18} is:

- 1) (C1-C12) alkyl,
- 2) (C2-C12) alkenyl,
- 3) (C3-C12) cycloalkyl,
- 4) (C3-C12) cycloalkyl-(C1-C6) alkyl,
- 5) R_{11} ,
- 6) R_{11} -(C1-C6) alkyl,
- 7) R_{11} -(C2-C6) alkenyl,
- 8) R_{13} ,
- 9) R_{13} -(C1-C6) alkyl, or

10) R_{13} -(C2-C6) alkenyl;

wherein R_{18} is hydrogen or (C1-C12) alkyl;

wherein R_{20} is:

- 1) (C1-C12) alkyl,
- 5 2) (C3-C12) cycloalkyl,
- 3) (C3-C12) cycloalkyl-(C1-C6) alkyl,
- 4) phenyl,
- 5) phenyl-(C1-C6) alkyl,
- 6) naphthyl, or
- 10 7) naphthyl-(C1-C6) alkyl;

wherein R_{22} is:

- 1) $R_{16}O-$,
- 2) $R_{10}O-$,
- 3) $R_{10}(CH_2)_mS(CH_2)_n-$,
- 15 4) F,
- 5) Cl,
- 6) Br,
- 7) I,
- 8) $R_{23}NH-$,
- 20 9) $NC-$,
- 10) NO_2- ,
- 11) $NHCHO$,
- 12) (C1-C4) alkyloxy-C(=O)-,
- 13) phenyl- $CH_2OC(=O)-$,
- 25 14) (C1-C4) alkyl-C(=O)- OCH_2- ,
- 15) (C1-C4) alkyloxy-N=,
- 16) $CN-$,
- 17) $SCN-$,
- 18) (C1-C4) alkyl-C(=O)-,
- 30 19) (C1-C4) alkyl- SO_2- ,
- 20) phenyl- SO_2- ,
- 21) ((C1-C4) alkyl)-phenyl- SO_2- ,
- 22) $(R_{33})_3N(+) X(-)$, or
- 23) R_{27} , R_{28} -substituted-1-pyridinium(+) $X(-)$;

35 wherein $X(-)$ is a pharmacologically acceptable anion;

wherein R_{27} and R_{28} are the same or different and are:

- 1) hydrogen, or
- 2) (C1-C4) alkyl;

or wherein R_{27} and R_{28} are bonded to adjacent carbon atoms of the pyridine ring in which they occur and taken together are (C3-C5) methylene to form a (C5-C7)-membered carbocyclic ring fused to the pyridine ring;

5 wherein R_{23} is:

- 1) hydrogen,
- 2) t-butyloxycarbonyl,
- 3) trityl,
- 4) benzyloxycarbonyl, or

10 5) benzyl;

wherein R_{24} , R_{25} and R_{26} are the same or different and are:

- 1) (C1-C4) alkyl, or
- 2) phenyl;

wherein R_{29} is (C1-C4) alkyl;

15 wherein R_{32} is:

- 1) $R_{16}O-$,
- 2) $R_{10}O-$,
- 3) $R_{10}(CH_2)_mS(CH_2)_n-$,
- 4) (C1-C4) alkyl, or

20 5) phenyl substituted by zero, one or two $R_{16}O-$, $R_{10}O-$, $R_{10}(CH_2)_mS(CH_2)_n-$, (C1-C4) alkyl, F, Cl, or Br;

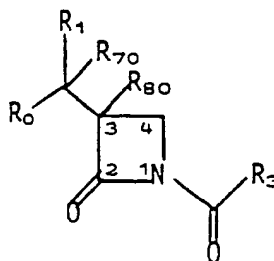
wherein R_{33} is:

- 1) (C1-C4) alkyl, or
- 2) benzyl.

25

2. A compound of claim 1, wherein Q is $-C(R_0)(R_1)(R_{70})$ and R_{90} is hydrogen and formula I is therefore

30



Ia

35 3. A compound according to claim 2 wherein R_0 and R_1 are the same or different and are (C1-C12) alkyl substituted by zero, one or two R_2 , and R_3 is (C1-C12) alkyl substituted by zero, one or two R_{22} .

4. A compound according to claim 3 wherein R_0 and R_1 are both methyl and R_3 is (C1-C7) alkyl substituted by zero, one or two R_{22} .
5. A compound according to claim 4 wherein R_{22} is NC- or Br.
- 5 6. A compound according to claim 4 wherein R_{70} and R_{80} are each hydrogen.
7. A compound according to claim 6 wherein R_3 is methyl, n-propyl,
10 n-butyl, n-pentyl, or n-heptyl.
8. A compound according to claim 7 wherein R_3 is n-pentyl.
9. A compound according to claim 4 wherein R_{70} and R_{80} taken
15 together are a double bond.
10. A compound according to claim 9 wherein R_3 is methyl, n-propyl,
n-butyl, n-pentyl, or n-heptyl.
- 20 11. A compound according to claim 3 wherein R_{70} and R_{80} are each hydrogen; and R_0 and R_1 are both methyl substituted by zero, one or two R_2 , and R_3 is (C1-C7) alkyl.
- 25 12. A compound according to claim 11 wherein R_2 is R_5CO-O- or F.
13. A compound according to claim 12 wherein R_2 is R_5CO-O- , R_3 is n-propyl, n-pentyl or n-hexyl and R_3 is n-propyl, isopropyl, n-pentyl, n-hexyl or n-heptyl.
- 30 14. A compound according to claim 12 wherein R_2 is F and R_3 is n-pentyl.
15. A compound according to claim 2 wherein R_0 and R_1 are the same or different and are (C1-C12) alkyl substituted by zero, one or two
35 R_2 , and R_3 is $-OR_{14}$.
16. A compound according to claim 15 wherein R_0 and R_1 are both methyl and R_{14} is n-butyl.

17. A compound according to claim 15 wherein R_0 and R_1 are both methyl substituted by zero, one or two R_2 , R_2 is R_3CO-O- , R_3 is n-propyl and R_{14} is n-butyl.

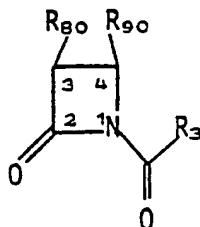
5

18. A compound according to claim 1 selected from the group consisting of:

- 1) 2-Azetidinone, 1-acetyl-3-(1-methylethyl)-, (\pm)-;
- 2) 2-Azetidinone, 3-(1-methylethyl)-1-(1-oxobutyl)-;
- 10 3) 2-Azetidinone, 3-(1-methylethyl)-1-(1-oxopentyl)-, (\pm)-;
- 4) 2-Azetidinone, 3-(1-methylethyl)-1-(1-oxohexyl)-;
- 5) 2-Azetidinone, 3-(1-methylethyl)-1-(1-oxooctyl)-, (\pm)-;
- 6) 2-Azetidinone, 1-acetyl-3-(1-methylethylidene)-;
- 7) 2-Azetidinone, 3-(1-methylethylidene)-1-(1-oxobutyl)-;
- 15 8) 2-Azetidinone, 3-(1-methylethylidene)-1-(1-oxopentyl)-,;
- 9) 2-Azetidinone, 3-(1-methylethylidene)-1-(1-oxohexyl)-;
- 10) 2-Azetidinone, 3-(1-methylethylidene)-1-(1-oxooctyl)-;
- 11) 2-Azetidinone, 3-[1-methyl-2-(1-oxobutoxy)ethyl]-1-(1-oxobutyl)-, (R^*,R^*)-(\pm)-;
- 20 12) Butanoic acid, 2-[1-(2-methyl-1-oxopropyl)-2-oxo-3-azetidiny]propyl ester, (R^*,R^*)-(\pm)-;
- 13) 2-Azetidinone, 3-[2-(1-oxobutoxy)ethyl]-1-(1-oxohexyl)-, (R,R)-(\pm)-;
- 14) Butanoic acid, 2-[2-oxo-1-(1-oxooctyl)-3-azetidiny] propyl ester, (R^*,R^*)-(\pm)-;
- 25 15) 2-Azetidinone, 3-[1-methyl-2-[(1-oxohexyl)oxy]ethyl]-1-(1-oxohexyl)- [3(S^*)]-;
- 16) Heptanoic acid, 2-[2-oxo]-1-(1-oxoheptyl)-3-azetidiny]propyl ester, (R^*,R^*)-(\pm)-;
- 30 17) [3 $S^*(S^*)$]-(\pm)-(1-Methyl-2-fluoroethyl)-1-(1-oxohexyl)-2-azetidinone;
- 18) 1-Azetidinecarboxylic acid, 3-(1-methylethylidene)-2-oxo-, butyl ester;
- 19) 1-Azetidinecarboxylic acid, 3-(1-methylethyl)-2-oxo-, butyl ester; and
- 35 20) 1-Azetidinecarboxylic acid, 3-[1-methyl-2-(1-oxobutoxy)-oxobutoxy]ethyl]-2-oxo, butyl ester, (R^*,R^*)-(\pm)-.

19. A compound of claim 1, wherein Q is hydrogen and formula I is therefore

5



Ib

10

20. A compound of claim 19, wherein R_{90} and R_{90} taken together are (C4-C8)cycloalkyl or (C4-C8)cycloalkenyl and R_3 is (C1-C6)alkyl.

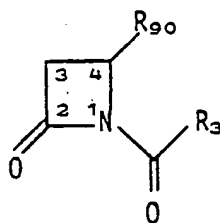
21. A compound of claim 20 selected from the group consisting of:

15

- 1) N-Acetyl-cis-3,4-trimethylene-2-azetidinone;
- 2) N-Hexanoyl-cis-3,4-trimethylene-2-azetidinone; and
- 3) N-Hexanoyl-cis-3,4-tetramethylene-2-azetidinone.

20

22. A compound of claim 1, wherein Q is hydrogen and R_{90} is hydrogen and formula I is therefore



Ic

25

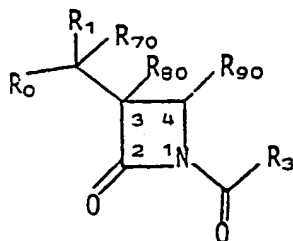
23. A compound of claim 22, wherein R_{90} is (C1-C6)alkyl and R_3 is (C1-C6)alkyl.

30

24. N-Hexanoyl-4-tert-butyl-2-azetidinone, a compound of claim 23.

25. A compound of claim 1, wherein Q is $-C(R_0)(R_1)(R_{70})$ and formula I is therefore

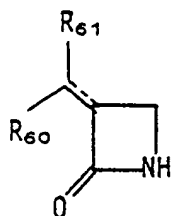
35



Id

26. A compound of claim 25, wherein R_1 and R_9 are each hydrogen or (C1-C8)alkyl, R_3 is (C1-C6)alkyl, and R_{90} is (C1-C8)alkyl.

5 27. A compound of the formula II



10

wherein R_{60} and R_{61} are the same or different and are:

- 1) hydrogen,
- 2) (C1-C12) alkyl substituted by zero, one or two R_{12} ,
- 15 3) (C2-C12) alkenyl,
- 4) (C2-C12) alkynyl,
- 5) (C3-C12) cycloalkyl substituted by zero, one or two R_{12} ,
- 6) (C3-C12) cycloalkyl-(C1-C6) alkyl substituted by zero, one or two R_{12} ,
- 20 7) R_{11} ,
- 8) R_{11} -(C1-C6) alkyl,
- 9) R_{11} -(C2-C6) alkenyl,
- 10) R_{11} -(C2-C6) alkynyl,
- 11) R_{13} ,
- 25 12) R_{13} -(C1-C6) alkyl,
- 13) R_{13} -(C2-C6) alkenyl, or
- 14) R_{13} -(C2-C6) alkynyl;

or wherein R_{60} and R_{61} are taken together with the carbon atom to which they are bonded to form:

- 30 1) (C3-C12) cycloalkyl substituted by zero, one or two R_{12} , or
- 2) (C4-C12) cycloalkenyl;

provided that R_{60} or R_{61} contains an alkynyl group only when --- is a double bond; and

provided that the carbon atom of attachment of alkenyl or alkynyl to oxygen of alkenyl-O- or alkynyl-O- groups is not also part of a carbon-carbon double or triple bond;

35

wherein R_{11} is phenyl or 1- or 2-naphthyl, substituted by zero, one or two (C1-C4) alkyl, F, Cl, Br or (C1-C4) alkyloxy:

wherein R_{12} is:

- 1) $(R_{24})(R_{25})(R_{26})SiO-$,
- 2) $R_{18}O-$,
- 3) $R_{18}(CH_2)_mS(CH_2)_n-$, or
- 5 4) $R_{40}(CH_2)_mS(CH_2)_n-$;

wherein m is an integer zero, one, two, three or four;

wherein n is an integer zero, one, two, three or four;

wherein R_{13} is:

- 1) furanyl, substituted by zero, one or two R_9 ,
- 10 2) thienyl, substituted by zero, one or two R_9 ,
- 3) N-((C1-C4) alkyl)-pyrrolyl, substituted by zero, one or two R_9 ,
- 4) N-((C1-C4) alkyl)-indolyl, substituted by zero, one or two R_9 , or
- 15 5) benzofuranyl, substituted by zero, one or two R_9 ;

wherein R_9 is:

- 1) (C1-C12) alkyl,
- 2) (C3-C12) cycloalkyl,
- 3) (C3-C12) cycloalkyl-(C1-C6) alkyl,
- 20 4) R_{11} , or
- 5) R_{11} -(C1-C6) alkyl;

wherein R_{18} is:

- 1) (C1-C12) alkyl,
- 2) (C2-C12) alkenyl,
- 25 3) (C3-C12) cycloalkyl,
- 4) (C3-C12) cycloalkyl-(C1-C6) alkyl,
- 5) R_{11} ,
- 6) R_{11} -(C1-C6) alkyl,
- 7) R_{11} -(C2-C6) alkenyl,
- 30 8) R_{13} ,
- 9) R_{13} -(C1-C6) alkyl, or
- 10) R_{13} -(C2-C6) alkenyl;

wherein R_{24} , R_{25} and R_{26} are the same or different and are:

- 1) (C1-C4) alkyl, or
- 35 2) phenyl;

wherein R_{40} is:

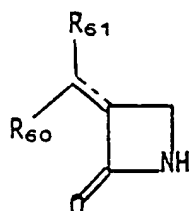
- 1) a sulfur-protecting group, or
- 2) hydrogen;

provided that R_{40} is a sulfur-protecting group when m is zero and that R_{40} is hydrogen when m is other than zero.

28. A compound according to claim 18 wherein R_{60} and R_{61} are the same or different and are (C1-C12) alkyl.

29. A process for making a compound of the formula II

10



II

wherein R_{60} and R_{61} are the same or different and are:

- 1) hydrogen,
- 2) (C1-C12) alkyl substituted by zero, one or two R_{12} ,
- 3) (C2-C12) alkenyl,
- 4) (C2-C12) alkynyl,
- 5) (C3-C12) cycloalkyl substituted by zero, one or two R_{12} ,
- 6) (C3-C12) cycloalkyl-(C1-C6) alkyl substituted by zero, one or two R_{12} ,
- 7) R_{11} ,
- 8) R_{11} -(C1-C6) alkyl,
- 9) R_{11} -(C2-C6) alkenyl,
- 10) R_{11} -(C2-C6) alkynyl,
- 11) R_{13} ,
- 12) R_{13} -(C1-C6) alkyl,
- 13) R_{13} -(C2-C6) alkenyl, or
- 14) R_{13} -(C2-C6) alkynyl;

or wherein R_{60} and R_{61} are taken together with the carbon atom to which they are bonded to form:

- 1) (C3-C12) cycloalkyl substituted by zero, one or two R_{12} , or
- 2) (C4-C12) cycloalkenyl;

provided that R_{60} or R_{61} contains an alkynyl group only when --- is a double bond; and

provided that the carbon atom of attachment of alkenyl or alkynyl to oxygen of alkenyl-O- or alkynyl-O- groups is not also part of a carbon-carbon double or triple bond;

wherein R_{11} is phenyl or 1- or 2-naphthyl, substituted by zero, one or two (C1-C4) alkyl, F, Cl, Br or (C1-C4) alkyloxy:

wherein R_{12} is:

- 1) $(R_{24})(R_{25})(R_{26})SiO-$,
- 5 2) $R_{18}O-$,
- 3) $R_{18}(CH_2)_mS(CH_2)_n-$, or
- 4) $R_{40}(CH_2)_mS(CH_2)_n-$;

wherein m is an integer zero, one, two, three or four;

wherein n is an integer zero, one, two, three or four;

10 wherein R_{13} is:

- 1) furanyl, substituted by zero, one or two R_9 ,
- 2) thienyl, substituted by zero, one or two R_9 ,
- 3) N-((C1-C4) alkyl)-pyrrolyl, substituted by zero, one or two R_9 ,
- 15 4) N-((C1-C4) alkyl)-indolyl, substituted by zero, one or two R_9 , or
- 5) benzofuranyl, substituted by zero, one or two R_9 ;

wherein R_9 is:

- 1) (C1-C12) alkyl,
- 20 2) (C3-C12) cycloalkyl,
- 3) (C3-C12) cycloalkyl-(C1-C6) alkyl,
- 4) R_{11} , or
- 5) R_{11} -(C1-C6) alkyl;

wherein R_{18} is:

- 25 1) (C1-C12) alkyl,
- 2) (C2-C12) alkenyl,
- 3) (C3-C12) cycloalkyl,
- 4) (C3-C12) cycloalkyl-(C1-C6) alkyl,
- 5) R_{11} ,
- 30 6) R_{11} -(C1-C6) alkyl,
- 7) R_{11} -(C2-C6) alkenyl,
- 8) R_{13} ,
- 9) R_{13} -(C1-C6) alkyl, or
- 10) R_{13} -(C2-C6) alkenyl;

35 wherein R_{24} , R_{25} and R_{26} are the same or different and are:

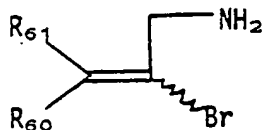
- 1) (C1-C4) alkyl, or
- 2) phenyl;

wherein R_{40} is:

- 1) a sulfur-protecting group, or
- 2) hydrogen;

provided that R_{10} is a sulfur-protecting group when m is zero and that R_{10} is hydrogen when m is other than zero;

5 which comprises treating a compound of the formula III




III

10

with a catalytic amount of palladium(0) tetrakis (triphenylphosphine) in the presence of triphenylphosphine and a base selected from the group consisting of triethylamine, diisopropylethylamine and tri-n-
15 butylamine at 80 to 135°C.

INTERNATIONAL SEARCH REPORT

International Application No PCT/US 87/00023

I. CLASSIFICATION OF SUBJECT MATTER (if several classification symbols apply, indicate all) ⁶		
According to International Patent Classification (IPC) or to both National Classification and IPC		
IPC ⁴ : C 07 D 205/08; C 07 D 205/10; C 07 D 205/12; C 07 D 403/06; C 07 D 405/06; // A 61 K 31/395		
II. FIELDS SEARCHED		
Minimum Documentation Searched ⁷		
Classification System	Classification Symbols	
IPC ⁴	C 07 D 205/00; C 07 D 403/00; C 07 D 405/00; A 61 K 31/00	
Documentation Searched other than Minimum Documentation to the Extent that such Documents are Included in the Fields Searched ⁸		
III. DOCUMENTS CONSIDERED TO BE RELEVANT ⁹		
Category ⁹	Citation of Document, ¹¹ with indication, where appropriate, of the relevant passages ¹²	Relevant to Claim No. ¹³
X	EP, A, 0038661 (BEECHAM) 28 October 1981 see claims	27
Y	The Journal of Organic Chemistry, volume 49, no. 6, 23 March 1984, American Chemical Society, (US), T. Shono et al.: "Electroorganic chemistry. 82. β -Amino acid esters from α -methoxy- carbamates and ketene silyl acetals; cyclization to β -lactams", pages 1056- 1059, see the whole article	27
Y	Tetrahedron, volume 41, no. 2, 1985, Pergamon Press Ltd, (GB), M. Mori et al.: "New synthesis of β -lactams", pages 375-385, see the whole article cited in the application	27-29
A	GB, A, 841915 (LEPETIT) 20 July 1960 see claims	27
A	EP, A, 0101598 (HOFFMANN-LA ROCHE) 29 February 1984, see claims	1
<p>¹⁰ Special categories of cited documents:</p> <p>"A" document defining the general state of the art which is not considered to be of particular relevance</p> <p>"E" earlier document but published on or after the international filing date</p> <p>"L" document which may throw doubts on priority claim(s) or which is cited to establish the publication date of another citation or other special reason (as specified)</p> <p>"O" document referring to an oral disclosure, use, exhibition or other means</p> <p>"P" document published prior to the international filing date but later than the priority date claimed</p> <p>"T" later document published after the international filing date or priority date and not in conflict with the application but cited to understand the principle or theory underlying the invention</p> <p>"X" document of particular relevance; the claimed invention cannot be considered novel or cannot be considered to involve an inventive step</p> <p>"Y" document of particular relevance; the claimed invention cannot be considered to involve an inventive step when the document is combined with one or more other such documents, such combination being obvious to a person skilled in the art.</p> <p>"A" document member of the same patent family</p>		
IV. CERTIFICATION		
Date of the Actual Completion of the International Search		Date of Mailing of this International Search Report
27th March 1987		29 AVR. 1987
International Searching Authority		Signature of Authorized Officer
EUROPEAN PATENT OFFICE		M. VAN MOL 

III. DOCUMENTS CONSIDERED TO BE RELEVANT (CONTINUED FROM THE SECOND SHEET)		
Category *	Citation of Document, with indication, where appropriate, of the relevant passages	Relevant to Claim No
E,X	Chemical Abstracts, volume 105, no. 19, 10 November 1986, (Columbus, Ohio, US), H.J. Bergmann et al.: "Synthesis of acyl derivatives of 4-phenyl-2-azet- idinone and their reactions with amines", see page 711, abstract 172114t, & Arch. Pharm. (Weinheim, Ger) 1986, 319(7), 635-41 -----	1

2
1

2
1

ANNEX TO THE INTERNATIONAL SEARCH REPORT ON

INTERNATIONAL APPLICATION NO. PCT/US 87/00023 (SA 15874)

This Annex lists the patent family members relating to the patent documents cited in the above-mentioned international search report. The members are as contained in the European Patent Office EDP file on 06/04/87

The European Patent Office is in no way liable for these particulars which are merely given for the purpose of information.

Patent document cited in search report	Publication date	Patent family member(s)	Publication date
EP-A- 0038661	28/10/81	JP-A- 56166169	21/12/81
GB-A- 841915		None	
EP-A- 0101598	29/02/84	AU-A- 1797983	23/02/84
		JP-A- 59053465	28/03/84
		CA-A- 1204746	20/05/86

For more details about this annex :
see Official Journal of the European Patent Office, No. 12/82